Town of Wells

FY 2025

Municipal Budget Proposal

Section One

Budget Overview

To: Select Board
Budget Committee

From: Michael W. Pardue, Town Manager
Jodie Sanborn, Finance Director

Subj: FY24-25 Proposed Budget Summary

Date: January 31, 2024

We are pleased to present to you the proposed FY24-25 Annual Budget for the Town of Wells. Included within this year's budget materials is the following:

1. Budget history, proposed gross expenses, revenues and net budget
2. The FY24-25 ***LD1 cap amount***
3. Proposed staffing changes
4. Contractually required and recognized increases
5. Capital items & debt service
6. Other topics

This budget was developed with the philosophy of providing services to the level necessary to meet the needs and expectations of our community. During the formulation of this budget proposal, personnel remained the primary focus, while working to meet the increasing needs and expectations of our citizens.

A full summary listing of the ***General Fund Budget*** can be found in within this tab; detail for all accounts are presented within specific organizational tabs. The offered format provides for two columns. These columns are titled: Dept Head Proposed and Town Manager Proposed. The FY24-25 Dept Head Proposed column reflects certain amounts requested by Department Heads. The FY24-25 Town Manager Proposed column reflects budget the budget recommended by the Town Manager and Finance Director. The recommendations follow numerous meetings and conversations with ***Department Heads***.

To arrive at the net operational percentage increases presented, budgeted non-property tax revenues, use of surplus, use of reserve funds, use of enterprise or grant funds and exposures to surplus are deducted from the gross operational budget. Total of all projected revenues for FY24-25 are expected to decrease by 0.48% over the current fiscal year. The total of the budgeted non-property tax revenues can be found in this tab in summary and in detail within department budgets. The total of ***projected non-property tax revenues*** are projected to increase with the following items having significant increases:

Auto Excise	5.7%
Interest Earned	400.0%
Revenue Sharing	26.7%
Tree Growth	33.3%
Homestead Reimbursement	40.3%
Business Equipment Tax Exemption Reimbursement	72.4%
Police Salary Reimbursement	11.9%
Local Road Reimbursement	22.0%
Transfer Station Disposal Sticker	100.0%

Budget Summary

The budget comparison below outlines budget totals for FY24-25 to be discussed in detail during our budget meetings.

	Final FY21-22	Final FY22-23	Final FY23-24	As Presented FY24-25
Gross General Fund Budget	$23,576,522	$26,565,271	$28,156,868	$29,536,180
Salaries & Benefits	$9,563,715	$10,092,364	$10,881,143	$13,207,996
Operating Expenses	$6,580,185	$7,112,026	$7,743,211	$9,099,593
Revenue & Use of General Fund Balance	$11,091,234	$13,392,539	$14,273,447	$14,204,340
Capital Vehicles, Equipment & Projects	$5,786,600	$8,072,911	$7,137,035	$5,607,275
Net Budget	$12,485,288	$13,172,732	$13,883,421	$15,331,840
% Net Budget Increase	7.13%	5.51%	5.40%	10.43%
New Bond Debt Authorized	$4,000,000 Infrastructure Bond	$2,250,000 Infrastructure Bond		

As in past years, the budget has been divided into three major categories: operational, capital and staffing. For in-depth information about the staffing and capital budget, please see specific organizational tabs.

FY24-25 LD1 Cap Amount

The submitted budget and supporting data in the following pages falls within the municipal cap (LD1), and therefore, no separate over-the-cap warrant article is needed. For FY24-25, the property growth factor has been determined to be 45.87%, (new gross real and personal property

growth) while the "Average Personal Income Growth" has been calculated to be 4.69%, for a total growth factor of 50.56%. This equates to an estimated allowable net increase to the LD1 ceiling of $7,577,601. The recommended net budget of $15,331,840 is under the calculated cap. Please see the supporting documentation in this tab for the detailed calculation of the LD1 cap.

Staffing Changes

As the demand for enhanced community services continues to increase, as do the expectations of citizens, there is a need to strengthen some areas of staffing. This budget as presented provides includes funding for 2 full-time positions as indicated below.

- Public Works – One Equipment Operator for full-time (budget reflects starting in January)
- Public Works – One Admin Assistant for full-time (budget reflects starting in October)

Contractually Required and Recognized Increases

Currently all four union contracts have been negotiated. Department salary budgets reflect contract wages and step increases.

The shared health insurance contribution varies between bargaining units and non-union employees. The overall budgeted increase for health insurance is 5.0% based on market increases.

Other major recognized increases (=>$5,000):

- Finance – Postage
- Town Manger – Event Support
- General Government – Building
- Police – Vehicle Replacement
- Police – Agreements/Contracts
- Police – Equipment
- Police – Gas and Oil
- Fire – Vehicles
- Fire – Air Packs
- Fire – Medical
- Fire – Gas and Oil
- Dispatch – Radio Console
- Public Safety Facility – Electricity
- Public Works & Facilities – Water
- Public Works & Facilities – Repair and Maintenance Equipment
- Public Works & Facilities – Town Landscaping and Winter Service
- Public Works & Facilities – Hired Equipment Operators/Snow and Ice
- Public Works & Facilities – Fuel and Lubricants
- Transfer Station – Equipment
- IT Infrastructure – Maintenance
- Parks and Rec – Operating Supplies
- Ambulance – Quarterly Payment
- Grants – Historical Society
- Transportation Center – Outside Services
- Fixed Charges – Principal and Interest
- Insurances – Property and Casualty

Unassigned General Fund Balance
The Unassigned General Fund Balance available after applying the Town's Fund Balance Policy is approximately $2,000,000 at June 30, 2023. These funds are redistributed in the capital budget.

Capital Items
This year's capital budget is designed to address building and building improvements, conservation, vehicles, technology, infrastructure, equipment, and other projects.

The following summarizes the major (>= $25,000) assets and projects to be discussed:

- Conservation – Landbank funding
- Fire - Future Fire Truck Purchase
- Fire – Gear Replacement
- Fire – Fire Hose
- Fire – Radio Replacement
- Harbor - Floats
  Police and Dispatch – Software
- Police and Dispatch – CCTV Purchase & Replacement Fund
- Public Works – Equipment Replacement
- Public Works – Facilities Needs Study
- Public Works – Infrastructure Program
- Public Works - Paving
- Recreation – Tractor Replacement
- Recreation – Restroom Renovation
- Police – IT Projects and Hardware
- WEMS – Ambulance
- WEMS – Major Medical Devices
-

Recreation Enterprise
The Recreation Enterprise consists of the recreation programs and before/aftercare. They are part of a special enterprise (fee-for-service) account and is not in the current budget.

Beach Enterprise
The Beach Enterprise consists of beach stickers and parking enforcement, lifeguards, beach cleaning, trash disposal and piping plover management. It is part of a special enterprise (fee-for-service) account and is not in the current budget.

Code and Planning Enterprise
The Code and Planning Enterprise consists of revenues generated from building and planning fees. The salaries and operating expenses are paid for by the revenues generated by the two departments.

Please be prepared to discuss and vote on the budgets being presented in the schedule provided.

Thank you for your time and review of the proposed budget and we look forward to the upcoming sessions to make the final determinations on the budget.

FY24-25 BUDGET SCHEDULE

The budget meetings to review the proposed FY24-25 Budget will be held in the Littlefield Meeting Room in the Town Hall on the following dates:

Meeting #1	Thursday, February 1	5:00 pm - 7:00 pm
Meeting #2	Wednesday, February 7	5:00 pm - 7:00 pm
Meeting #3	Thursday, February 15	5:00 pm - 7:00 pm
Meeting #4	Wednesday, February 21	5:00 pm - 7:00 pm
Meeting #5	Wednesday, February 28	5:00 pm - 7:00 pm
If needed:		
Meeting #6	Wednesday, March 6	5:00 pm - 7:00 pm

Budget meetings are open to the public and can be viewed in person at the Town Hall, on Cable TV channel 3, or online (live and archived for viewing anytime) ***at www.townhallstreams.com***.

The information provided in the budget book (budget schedule, backup information, etc.) can be viewed online at: ***https://www.wellstown.org/802/Budget***

Proposed Budget Summary - Town Manager

ARTICLE	ARTICLE DESCRIPTION	FY 25 PROPOSED AMOUNT	TAXES	OTHER REVENUE / PASS THRU	SURPLUS	RESERVES	USE OF ENTERPRISE FUNDS	EXPOSE FROM SURPLUS
ARTICLE 4	ESTIMATED REVENUE	$ 7,353,838		$ 7,353,838				
ARTICLE 5	PASS THROUGH ACCOUNTS	$ 852,500		$ 852,500				
ARTICLE 6	SALARIES AND BENEFITS	$ 13,207,996	$ 13,163,216					$ 44,780.00
ARTICLE 7	OPERATIONS	$ 9,099,593	$ 9,099,593					
ARTICLE 8	POTENTIAL EMPLOYEE RELATED EXPENSES	$ 40,000						$ 40,000
ARTICLE 9	POTENTIAL TOWN LIABILITIES	$ 500,000						$ 500,000
ARTICLE 10	CAPITAL IMPROVEMENT PLAN	$ 2,553,771	$ 239,053		$ 2,000,000	$ 244,218	$ 70,500	
ARTICLE 11	CAPITAL EXPENDITURES	$ 3,061,504				$ 3,061,504		
ARTICLE 12	EXPENDITURES FROM SPECIFIC CIP FUNDS							
ARTICLE 13	GENERAL ASSISTANCE	$ 45,000						$ 45,000
ARTICLE 14	TOWN CLERK COMPENSATION	$ 79,244	$ 79,244					
ARTICLE 15	ONE FT PUBLIC WORKS EQUIPMENT OPERATOR	$ 42,640	$ 42,640					
ARTICLE 16	ONE FT PUBLIC WORKS ADMIN ASSISTANT	$ 61,932	$ 61,932					
ARTICLE 17	GREEN ROAD RECONSTRUCTION AND PAVING							
ARTICLE 18								
ARTICLE 19								
ARTICLE 20								
ARTICLE 21								
	TOTAL MUNICIPAL BUDGET	$ 29,544,180						
	Subtotals of Revenue		$ 22,685,678	$ 8,206,338	$ 2,000,000	$ 3,305,722	$ 70,500	$ 629,780
	Less Revenue & Pass Through	$ (8,206,338)						
	Less Surplus	$ (2,000,000)						
	Less Reserves	$ (3,305,722)						
	Less Use of Revenue	$ -						
	Less Use of Enterprise Funds	$ (70,500)						
	Less Exposed Surplus	$ (629,780)						
	Balance to be Raised by Taxation	$ 15,331,840						

FY 25 TAX RATE INFORMATION AND PROJECTIONS - TOWN MANAGER

TOTAL ESTIMATED TOWN TAXES			Est. Tax Rate		
Proposed Municipal FY 25	$ 15,331,840		$ 2.33		
Estimated County Tax FY 25	$ 1,963,332		$ 0.30		
Estimated School Budget FY 25	$ 22,713,262		$ 3.45		
Estimated Overlay Budget FY 25	$ 400,000		$ 0.06		
Total Estimated Tax Revenue FY 25	$ 40,408,434		$ 6.14		
COMPARATIVE TAX RATES	**EST. FY 25**	**% Change**	**FY 24**	**FY 23**	**FY 22**
TOWN	$ 2.33	6.83%	2.18	3.75	3.69
COUNTY	$ 0.30	2.84%	0.29	0.53	0.53
SCHOOL	$ 3.45	2.99%	3.35	5.97	6.23
OVERLAY	$ 0.06	-56.60%	0.14	0.21	0.07
TOTAL	$ 6.14	2.99%	5.96	10.46	10.52
	FY 21	**FY 20**	**FY 19**	**FY 18**	**FY 17**
TOWN	3.5	3.27	3.29	3.08	3.08
COUNTY	0.54	0.53	0.53	0.55	0.55
SCHOOL	6.2	6.24	6.25	6.23	6.17
OVERLAY	0.24	0.38	0.25	0.30	0.26
TOTAL	10.48	10.42	10.32	10.16	10.06
VALUATIONS					
Projected Valuation FY 25	6,583,252,279	2.0%			
Actual Valuation FY 24	6,454,168,901	85.9%			
Actual Valuation FY 23	3,472,592,870	2.7%			
Actual Valuation FY 22	3,382,800,634	3.3%			
Actual Valuation FY 21	3,275,941,562	1.2%			
ActualValuation FY 20	3,238,015,584	2.0%			
Actual Valuation FY 19	3,174,708,336	2.3%			
Actual Valuation FY 18	3,103,810,973	2.0%			
Actual Valuation FY 17	3,042,534,224	1.4%			
Actual Valuation FY 16	3,001,040,603	1.7%			
Actual Valuation FY 15	2,951,308,116	2.1%			
Actual Valuation FY 14	2,890,663,097	-4.9%	**REVALUATION YEAR**		
Actual Valuation FY 13	3,039,040,053	1.1%			

CIP FUNDING PROGRAM

	EXISTING FUND	Balance 1/30/2024	Town Manager Proposed	Town Manager Appropriate	Town Manager Proposed From: Taxes	Undistributed Budget	Reserves	Use of Revenues	Enterprise Funds
Buildings and Building Improvements									
Code - Town Hall 3rd Floor Egress	0817	111,318.00		25,000.00					
Park & Recreation - Restroom Renovation	NEW		42,500.00			21,250.00			21,250.00
Sub Total- Building Improvements			**42,500.00**	**25,000.00**	-	**21,250.00**	-	-	**21,250.00**
Conservation									
Conservation - Land Acquistion + Maint.	0705	588,245.00	100,000.00	20,000.00	100,000.00				
Sub Total- Conservation			**100,000.00**	**20,000.00**	**100,000.00**	-	-	-	-
Vehicles									
Fire - Assistant Chief Vehicle	0703	344,207.00		125,000.00					
Fire - Fire Truck Replacement	0703	344,207.00	200,000.00			197,108.00	2,892.00		
WEMS - Ambulance	0715	25,472.00	150,000.00		135,053.00	14,947.00			
Sub Total- Vehicles			**350,000.00**	**125,000.00**	**135,053.00**	**212,055.00**	**2,892.00**	**0.00**	**0.00**
Technology Plan									
Planning - GIS Updates and Maintenance	0830	32,213.00	20,000.00	20,000.00					20,000.00
Police and Dispatch - Software	0845	100,000.00	100,000.00			28,588.00	71,412.00		
Police - CCTV Purchase & Replacement Fund	0731	16,900.00	103,862.00	100,762.00		103,862.00			
Police - IT Projects & Hardware	0740	184,055.00	429,600.00	429,600.00		429,600.00			
Public Works - Fuel System	0701	1,203,712.00		22,242.00					
Sub Total- Technology Plan			**653,462.00**	**572,604.00**	**0.00**	**562,050.00**	**71,412.00**	**0.00**	**20,000.00**
Infrastructure									
Harbor - Floats	0012	520,798.00		35,000.00					
Public Works - Town-Wide Road Recontruction/Construction	0708	1,743,471.00		425,000.00					
Public Works - Town-Wide Drainage Reconstruction/Construct	0708	1,743,471.00		300,000.00					
Public Works - Paving/Culverts& Bridges	0723	732,210.00	800,000.00	800,000.00		800,000.00			
Sub Total- Infrastrucure			**800,000.00**	**1,560,000.00**	-	**800,000.00**	-	-	-
Equipment									
Public Works - Equiment Replacement	0701	1,203,712.00	100,000.00	298,000.00		100,000.00			
Fire - Gear Replacement	NEW		136,400.00	136,400.00		136,400.00			
Fire - Fire Hose	0734	83,659.00	65,000.00	65,000.00		65,000.00			
Fire - Radio Replacement	NEW		75,000.00	65,000.00		75,000.00			
Parks and Recreation - Tractor Replacement	0527	0.00	58,500.00	58,500.00		28,245.00	1,005.00		29,250.00
WEMS - Major Medical Devices	0735	52,895.80	4,000.00	36,000.00	4,000.00				
Sub Total- Equipment			**438,900.00**	**658,900.00**	**4,000.00**	**404,645.00**	**1,005.00**	**0.00**	**29,250.00**
Other									
Public Works - Facilities Needs Study	0818	22,000.00	168,909.00	100,000.00			168,909.00		
Sub Total - Other			**168,909.00**	**100,000.00**	-	-	**168,909.00**	-	-
Grand Total			**2,553,771.00**	**3,061,504.00**	**239,053.00**	**2,000,000.00**	**244,218.00**	**0.00**	**70,500.00**
FY 2024 Totals			**3,798,641.00**	**3,338,394.00**	**1,522,284.00**	**1,600,000.00**	**676,357.00**	-	-
Difference			-1,244,870.00	(276,890.00)	(1,283,231.00)	400,000.00	(432,139.00)	-	70,500.00

CIP FUNDING PROGRAM

	EXISTING FUND	Balance 1/30/2024	Department Head Proposed	Department Head Appropriate	Department Head Proposed From: Taxes	Undistributed Budget	Reserves	Use of Revenues	Enterprise Funds
Buildings and Building Improvements									
Code - 1710 House Preservation	0906	39,124.00	20,000.00		20,000.00				
Code - Town Hall 3rd Floor Egress	0817	111,318.00		25,000.00					
Harbor - Shellfish Lab	NEW		75,000.00	75,000.00	75,000.00				
Park & Recreation - Restroom Renovation	NEW		42,500.00		21,250.00				21,250.00
Sub Total- Building Improvements			**137,500.00**	**100,000.00**	**116,250.00**	-	-	-	**21,250.00**
Conservation									
Conservation - Land Acquistion + Maint.	0705	588,245.00	240,000.00	20,000.00	240,000.00				
Sub Total- Conservation			**240,000.00**	**20,000.00**	**240,000.00**	-	-	-	-
Vehicles									
Fire - Assistant Chief Vehicle	0703	344,207.00		125,000.00					
Fire - Fire Truck Replacement	0703	344,207.00	200,000.00		200,000.00				
WEMS - Ambulance	0715	25,472.00	150,000.00		150,000.00				
Sub Total- Vehicles			**350,000.00**	**125,000.00**	**350,000.00**	**0.00**	**0.00**	**0.00**	**0.00**
Technology Plan									
Planning - GIS Updates and Maintenance	0830	32,213.00	20,000.00	20,000.00	20,000.00				
Police and Dispatch - Software	0845	100,000.00	100,000.00		100,000.00				
Police - CCTV Purchase & Replacement Fund	NEW	0.00	120,762.00	100,762.00	120,762.00				
Police - IT Projects & Hardware	0740	184,055.00	429,600.00	429,600.00	429,600.00				
Public Works - Fuel System	0701	1,203,712.00	22,242.00	22,242.00	22,242.00				
Sub Total- Technology Plan			**692,604.00**	**572,604.00**	**692,604.00**	**0.00**	**0.00**	**0.00**	**0.00**
Infrastructure									
Harbor - Floats	0012	520,798.00		35,000.00					
Public Works - Town-Wide Road Recontruction/Construction	NEW		1,000,000.00	425,000.00	1,000,000.00				
Public Works - Town-Wide Drainage Reconstruction/Construct	NEW		300,000.00	300,000.00	300,000.00				
Public Works - Paving/Culverts& Bridges	0723	732,210.00	1,200,000.00	1,200,000.00	1,200,000.00				
Parks and Recreation - Tennis Court	0510		30,000.00	30,000.00	30,000.00				
Sub Total- Infrastrucure			**2,530,000.00**	**1,990,000.00**	**2,530,000.00**	-	-	-	-
Equipment									
Public Works - Equiment Replacement	0701	1,203,712.00	400,000.00	298,000.00	400,000.00				
Fire - Gear Replacement	NEW		136,400.00	136,400.00	136,400.00				
Fire - Fire Hose	0734	83,659.00	65,000.00	65,000.00	65,000.00				
Fire - Radio Replacement	NEW		75,000.00	65,000.00	75,000.00				
Parks and Recreation - Tractor Replacement	0527		58,500.00	58,500.00	32,700.00				25,800.00
WEMS - Major Medical Devices	0735	52,895.80	4,000.00	36,000.00	4,000.00				
Sub Total- Equipment			**738,900.00**	**658,900.00**	**713,100.00**	**0.00**	**0.00**	**0.00**	**25,800.00**
Other									
Public Works - Facilities Needs Study	0818	22,000.00	75,000.00	141,000.00	75,000.00				
Sub Total - Other			**75,000.00**	**141,000.00**	**75,000.00**	-	-	-	-
Grand Total			**4,764,004.00**	**3,607,504.00**	**4,716,954.00**	**0.00**	**0.00**	**0.00**	**47,050.00**
FY 2024 Totals			**3,798,641.00**	**3,338,394.00**	**1,522,284.00**	**1,600,000.00**	**676,357.00**	-	-
Difference			965,363.00	269,110.00	3,194,670.00	(1,600,000.00)	(676,357.00)	-	47,050.00

2024 MUNICIPAL PROPERTY TAX LEVY LIMIT WORKSHEET

Municipality: ____WELLS_____ Contact Person*: ____KEELEY-ANNE LAMBERT___ Phone Number: __207-646-6081__

*** The Contact Person should be able to answer clarifying questions about the reported information.**

The following two pages show how to calculate your municipality's property tax levy limit. Completing these pages is not mandatory, but doing so will help ensure that your municipality complies with Maine law on the rate of property tax increases. Information on new property, appropriations, and deductions should be collected from the assessor and the valuation book before completing these pages.

Calendar Year Municipalities - For communities with "calendar year" budgets, the use of the term 2023 refers to the budget year that ended at the end of 2023 or early 2024. The use of the term 2023 refers to the budget year that will end at the end of 2024 or in early 2025.

Fiscal Year Municipalities – For communities with "fiscal year" budgets, the use of the term 2023 refers to the July 1, 2023 to June 30, 2024 budget year. The use of the term 2024 refers to the July 1, 2024 to June 30, 2025 budget year.

LAST YEAR'S (2023) MUNICIPAL PROPERTY TAX LEVY LIMIT

This is the portion of 2023 property tax revenue used for municipal services.

- If last year the municipality committed *LESS THAN* or *EQUAL TO* the limit, enter last year's **limit** on Line 1 below.
- If last year the municipality voted to *EXCEED* the limit *ONCE* (just last year), enter last year's **limit** on Line 1 below.

1. **LAST YEAR'S MUNICIPAL PROPERTY TAX LEVY LIMIT** $14,666,145

OR

- If last year the municipality voted to *INCREASE* the limit permanently for that year, complete Steps A-D below. The information needed for this calculation is on the *Municipal Tax Assessment Warrant*, filed in the Valuation Book.

A. Last year's Municipal Appropriations (2023 *Municipal Tax Assessment Warrant*) $0

B. Last year's Total Deductions (2023 *Municipal Tax Assessment Warrant*) $0

C. If necessary, enter any revenue included in Total Deductions that paid for non-municipal appropriations, such as schools. (If all deductions paid for municipal appropriations, enter "0".) $0

D. Add Lines A and C, and subtract Line B. Enter result on Line 1 above.

CALCULATE GROWTH LIMITATION FACTOR

- Each municipality's Growth Limitation Factor is based on local property growth and statewide income growth.

2. Total New Taxable Value of lots (splits), buildings, building improvements, and personal property first taxed on April 1, 2023 (or most recent year available) $2,960,901,041
3. Total Taxable Value of Municipality on April 1, 2023 (or most recent year available) $6,454,168,901
4. Property Growth Factor (Line 2 divided by Line 3) 0.4587
5. Income Growth Factor (provided by the Department of Administrative & Financial Services) 0.0469
6. Growth Limitation Factor (Line 4 plus Line 5) 0.5056
7. Add 1 to the Growth Limitation Factor calculated in Line 6. (For example, if Line 6 is 0.0362, then enter 1.0362 on Line 7.) 1.5056

2024 MUNICIPAL PROPERTY TAX LEVY LIMIT WORKSHEET

Revaluation year 4-1-23

2024 MUNICIPAL PROPERTY TAX LEVY LIMIT WORKSHEET

CALCULATE 2023-2024 CHANGE IN REVENUE SHARING (previously "NET NEW STATE FUNDS")

- Determine if revenue sharing increased or decreased. Years refer to municipal fiscal year.

8.	2023 Municipal Revenue Sharing	$912,398
9.	2024 Estimated Municipal Revenue Sharing	$750,000
10.	If Line 8 is greater than Line 9, then calculate Line 8 minus Line 9. Enter result at right; skip Line 11	$162,398
11.	If Line 9 is greater than Line 8, then complete 11A & 11B below.	
	A. Multiply Line 8 by Line 7.	$0
	B. Calculate Line 9 minus Line 11A. If result is negative, enter "0".	$0

CALCULATE THIS YEAR'S (2024) MUNICIPAL PROPERTY TAX LEVY LIMIT

- This year's Property Tax Levy Limit is last year's limit increased by the Growth Factor and adjusted for revenue sharing.

12	Apply Growth Limitation Factor to last year's limit. (Line 1 multiplied by Line 7)	$22,081,348
13	**THIS YEAR'S MUNICIPAL PROPERTY TAX LEVY LIMIT**	

If Line 9 is greater than Line 8 (revenue sharing increased), you MUST subtract Line 11B from Line 12. This is required.

OR If Line 9 is less than Line 8 (revenue sharing decreased), you MAY add Line 10 to Line 12. This is optional.

- Enter result at right. $22,243,746

CALCULATE THIS YEAR'S (2024) MUNICIPAL PROPERTY TAX LEVY

- The information needed for this calculation is on the 2024 *Municipal Tax Assessment Warrant*, filed in the Valuation Book. Use estimates if necessary.

A.	This year's Municipal Appropriations (2024 *Municipal Tax Assessment Warrant*)	$0
B.	This year's Total Deductions (2024 *Municipal Tax Assessment Warrant*)	$0
C.	If necessary, enter any revenue included in Total Deductions that paid for non-municipal appropriations, such as schools. (If all deductions paid for municipal appropriations, enter "0".)	$0
14	**THIS YEAR'S MUNICIPAL PROPERTY TAX LEVY** (Add Lines A and C, and subtract Line B)	**$0**

15 COMPARE this year's MUNICIPAL PROPERTY TAX LEVY to the LIMIT (Line 13 minus Line 14) **$0**
(If the result is **negative**, then this year's municipal property tax levy is greater than the limit and a vote must be taken.)

16 Did the municipality vote to *EXCEED* the limit *ONCE* (just this year)? X NO ☐ YES
(Voting to exceed the limit means the municipality will calculate next year's limit based on line 13.)

If "yes", please describe why:

17 Did the municipality vote to *INCREASE* the limit permanently for that year? Note, if the community voted to "increase" the limit, the figure calculated in Line 14 will be used as the starting value to calculate the following year's limit. X NO ☐ YES
(Voting to increase the limit means the municipality will calculate next year's limit based on line 14.)

If "yes", please describe why:

2024 MUNICIPAL PROPERTY TAX LEVY LIMIT WORKSHEET

Revaluation year 4-1-23

TOWN OF WELLS
PROPOSED BUDGET VS LD-1
TOWN MANAGER
FY 25

	FY 25	FY 24	VAR	% CHANGE
SALARIES & BENEFITS	$ 13,207,996	$ 10,881,143	$ 2,326,853	21.38%
OPERATING EXPENSES	$ 9,099,593	$ 7,743,211	$ 1,356,382	17.52%
WARRANT ARTICLES	$ 1,621,316	$ 2,395,479	$ (774,163)	-32.32%
CIP	$ 5,615,275	$ 7,137,035	$ (1,521,760)	-21.32%
TOTAL FUNDED BY TAXES	$ 29,544,180	$ 28,156,868	$ 1,387,312	4.93%
LESS REVENUE	$ 14,212,340	$ 14,273,447	$ (61,107)	-0.43%
NET	$ 15,331,840	$ 13,883,421	$ 1,448,419	10.43%
LD-1	$ 22,243,746	$ 14,666,145	$ 7,577,601	51.67%
OVER /(UNDER) LD-1	$ (6,911,906)	$ (782,724)	$ (6,129,182)	

OTHER KEY DATA

CIP	FY 25	FY 24	VAR	% CHANGE
PROPOSED(ADDITIONS)	$ 2,553,771	$ 3,798,641	$ (1,244,870)	-32.77%
APPROPRIATED(SPENDING)	$ 3,061,504	$ 3,338,394	$ (276,890)	-8.29%

SURPLUS/EXPOSED FROM SURPLUS/RESERVES USAGE

SURPLUS	$ 2,000,000	$ 1,600,000	$ 400,000	25.00%
EXPOSE FROM SURPLUS	$ 629,780	$ 585,000	$ 44,780	7.65%
RESERVES	$ 3,305,722	$ 4,029,751	$ (724,029)	-17.97%
TOTALS	$ 5,935,502	$ 6,214,751	$ (279,249)	-4.49%
PROPOSED MUNICIPAL TAX RATE	$ 2.33	$ 2.18	$ 0.15	6.83%
PROPOSED OVERALL TAX RATE	***$ 6.14***	***$ 5.96***	$ 0.18	2.99%

BUDGET LINE ITEM SUMMARY

SUMMARY FOR ALL DEPARTMENTS	FY 2021 ACTUALS	FY 2022 ACTUALS	FY 2023 ACTUALS	FY 2024 REVISED	FY 2024 ACTUALS	DEPT HEAD PROPOSED	TOWN MANAGER PROPOSED	DOLLAR CHANGE	PCT CHANGE
REVENUES	$ 5,973,101	$ 6,411,407	$ 7,077,984	$ 6,700,039	$ 4,624,206	$ 7,353,838	$ 7,353,838	$ 653,799	9.8%
SALARY & BENEFITS	$ 8,311,516	$ 8,908,118	$ 9,178,629	$ 11,172,116	$ 6,205,316	$ 13,457,340	$ 13,391,812	$ 2,219,696	19.9%
OPERATIONS	$ 6,103,758	$ 6,577,240	$ 7,089,616	$ 8,317,411	$ 5,347,561	$ 9,099,593	$ 9,099,593	$ 782,182	9.4%
TOTALS	**$ 8,442,173**	**$ 9,073,952**	**$ 9,190,262**	**$ 12,789,488**	**$ 6,928,670**	**$ 15,203,095**	**$ 15,137,567**	**$ 2,348,079**	**18.4%**
DEPARTMENT REVENUE SUMMARY									
TOWN CLERK	$ 79,541	$ 85,053	$ 81,092	$ 79,400	$ 29,143	$ 79,700	$ 79,700	$ 300	0.4%
FINANCE	$ 4,911,347	$ 5,138,901	$ 5,702,087	$ 5,112,181	$ 3,634,111	$ 5,819,238	$ 5,819,238	$ 707,057	13.8%
POLICE	$ 61,241	$ 149,386	$ 168,976	$ 163,600	$ 165,867	$ 170,500	$ 170,500	$ 6,900	4.2%
FIRE	$ 918	$ 346	$ 30	$ -	$ -	$ -	$ -	$ -	0.0%
DISPATCH	$ 105,000	$ 110,000	$ 115,000	$ 120,000	$ 60,000	$ 130,000	$ 130,000	$ 10,000	8.3%
PUBLIC WORKS	$ 1,640	$ 655	$ 900	$ 1,000	$ 415	$ 1,000	$ 1,000	$ -	100.0%
LOCAL ROADS REIMBURSEMENT	$ 196,368	$ 210,956	$ 209,804	$ 205,000	$ 242,632	$ 250,000	$ 250,000	$ 45,000	22.0%
TRANSFER STATION	$ 506,328	$ 535,473	$ 670,762	$ 903,000	$ 383,802	$ 785,800	$ 785,800	$ (117,200)	-13.0%
HARBOR	$ 56,970	$ 122,455	$ 98,080	$ 108,858	$ 104,301	$ 110,800	$ 110,800	$ 1,942	1.8%
LIBRARY	$ 3,673	$ 8,181	$ 6,252	$ 7,000	$ 3,935	$ 6,800	$ 6,800	$ (200)	-2.9%
TRANSPORTATION CENTER	$ 75	$ -	$ -	$ -	$ -	$ -	$ -	$ -	0.0%
FIXED CHARGES	$ 50,000	$ 50,000	$ 25,000	$ -	$ -	$ -	$ -	$ -	0.0%
SUBTOTAL REVENUES	**$ 5,973,101**	**$ 6,411,407**	**$ 7,077,984**	**$ 6,700,039**	**$ 4,624,206**	**$ 7,353,838**	**$ 7,353,838**	**$ 653,799**	**9.8%**
DEPARTMENT SALARY & BENEFITS SUMMARY									
TOWN CLERK	$ 303,986	$ 258,137	$ 300,569	$ 385,222	$ 190,294	$ 403,408	$ 403,408	$ 18,186	4.7%
FINANCE	$ 576,061	$ 678,168	$ 570,032	$ 585,036	$ 363,371	$ 702,061	$ 702,061	$ 117,025	20.0%
ASSESSING	$ 265,135	$ 288,372	$ 297,901	$ 356,527	$ 203,036	$ 401,863	$ 401,863	$ 45,336	12.7%
TOWN MANAGER	$ 303,473	$ 313,306	$ 325,053	$ 371,841	$ 236,207	$ 396,480	$ 396,480	$ 24,639	6.6%
SELECTBOARD	$ 5,000	$ 5,383	$ 5,383	$ 8,074	$ 8,074	$ 8,075	$ 8,075	$ 1	0.0%
POLICE	$ 2,625,526	$ 2,809,738	$ 2,856,178	$ 3,258,789	$ 1,899,741	$ 4,267,249	$ 4,267,249	$ 1,008,460	30.9%
FIRE	$ 1,335,669	$ 1,519,482	$ 1,676,675	$ 2,145,642	$ 1,261,974	$ 2,791,295	$ 2,791,295	$ 645,653	30.1%
DISPATCH	$ 620,680	$ 664,054	$ 708,442	$ 852,667	$ 501,266	$ 1,093,299	$ 1,093,299	$ 240,632	28.2%
EMA (CIVIL DEFENSE)	$ -	$ -	$ -	$ 5,383	$ -	$ 5,383	$ 5,383	$ -	0.0%
PUBLIC WORKS	$ 990,964	$ 1,017,777	$ 1,075,377	$ 1,160,142	$ 664,658	$ 1,495,435	$ 1,432,151	$ 272,009	23.4%
TRANSFER STATION	$ 208,806	$ 222,464	$ 231,890	$ 250,777	$ 149,143	$ 308,041	$ 308,041	$ 57,264	22.8%
CABLE TV STUDIO	$ 2,750	$ 5,694	$ 8,375	$ 7,536	$ 4,983	$ 9,689	$ 9,689	$ 2,153	28.6%
PARKS AND RECREATION	$ 352,713	$ 378,722	$ 385,047	$ 385,790	$ 234,538	$ 402,271	$ 402,271	$ 16,481	4.3%
HARBOR	$ 112,365	$ 170,325	$ 125,843	$ 131,142	$ 82,715	$ 139,898	$ 139,898	$ 8,756	6.7%
LIBRARY	$ 447,993	$ 498,954	$ 523,867	$ 541,684	$ 339,480	$ 637,628	$ 637,628	$ 95,944	17.7%
ANIMAL CONTROL	$ 71,891	$ 31,162	$ 51,548	$ 67,246	$ 41,894	$ 82,500	$ 82,500	$ 15,254	22.7%
TRANSPORTATION CENTER	$ 36,414	$ 36,623	$ 36,450	$ 35,941	$ 23,941	$ 38,685	$ 36,441	$ 500	1.4%
UNION/NON UNION SALARY	$ 52,088	$ 9,758	$ -	$ 622,677	$ -	$ 274,080	$ 274,080	$ (348,597)	-56.0%
SUBTOTAL SALARY & BENEFITS	**$ 8,311,516**	**$ 8,908,118**	**$ 9,178,629**	**$ 11,172,116**	**$ 6,205,316**	**$ 13,457,340**	**$ 13,391,812**	**$ 2,219,696**	**19.9%**

BUDGET LINE ITEM SUMMARY

DEPARTMENT OPERATIONS SUMMARY	FY 2021 ACTUALS	FY 2022 ACTUALS	FY 2023 ACTUALS	FY 2024 REVISED	FY 2024 ACTUALS	DEPT HEAD PROPOSED	TOWN MANAGER PROPOSED	DOLLAR CHANGE	PCT CHANGE
TOWN CLERK	$ 12,827	$ 19,837	$ 21,408	$ 26,740	$ 9,865	$ 26,940	$ 26,940	$ 200	0.7%
FINANCE	$ 48,274	$ 152,749	$ 161,955	$ 205,020	$ 94,833	$ 192,000	$ 192,000	$ (13,020)	-6.4%
ASSESSING	$ 10,995	$ 11,846	$ 13,332	$ 14,800	$ 10,137	$ 15,000	$ 15,000	$ 200	1.4%
TOWN MANAGER	$ 174,105	$ 221,885	$ 214,829	$ 204,300	$ 102,741	$ 213,500	$ 213,500	$ 9,200	4.5%
SELECTBOARD	$ 5,044	$ -	$ 652	$ 5,000	$ 5,397	$ 50,000	$ 50,000	$ 45,000	900.0%
GENERAL GOVERNMENT	$ 100,676	$ 66,412	$ 75,435	$ 73,500	$ 41,242	$ 83,900	$ 83,900	$ 10,400	14.1%
CONSERVATION COMMISSION	$ 3,954	$ 6,579	$ 4,101	$ 11,100	$ 2,465	$ 11,100	$ 11,100	$ -	0.0%
POLICE	$ 398,340	$ 480,426	$ 556,090	$ 552,400	$ 305,979	$ 608,050	$ 608,050	$ 55,650	10.1%
FIRE	$ 230,435	$ 229,634	$ 294,061	$ 489,403	$ 386,369	$ 521,903	$ 521,903	$ 32,500	6.6%
DISPATCH	$ 128,966	$ 94,792	$ 87,230	$ 129,450	$ 119,949	$ 139,655	$ 139,655	$ 10,205	7.9%
PUBLIC SAFETY FACILITY	$ 151,321	$ 144,492	$ 159,176	$ 135,580	$ 81,023	$ 151,830	$ 151,830	$ 16,250	12.0%
EMA (CIVIL DEFENSE)	$ 54,200	$ 12,347	$ 12,927	$ 52,500	$ 8,739	$ 52,500	$ 52,500	$ -	0.0%
PUBLIC WORKS	$ 526,030	$ 667,210	$ 876,764	$ 1,033,520	$ 417,594	$ 1,149,868	$ 1,149,868	$ 116,348	11.3%
TOWNWIDE UTILITIES	$ 165,168	$ 195,182	$ 234,212	$ 221,050	$ 147,923	$ 246,000	$ 246,000	$ 24,950	11.3%
TRANSFER STATION	$ 478,831	$ 486,676	$ 458,725	$ 567,530	$ 278,689	$ 574,950	$ 574,950	$ 7,420	1.3%
IT INFRASTRUCTURE	$ 315,303	$ 302,690	$ 307,609	$ 432,000	$ 216,189	$ 553,933	$ 553,933	$ 121,933	28.2%
CABLE TV STUDIO	$ 23,332	$ 6,825	$ 12,826	$ 10,000	$ 8,932	$ 10,000	$ 10,000	$ -	0.0%
PARKS AND RECREATION	$ 49,546	$ 65,536	$ 82,595	$ 83,200	$ 27,634	$ 99,500	$ 99,500	$ 16,300	19.6%
HARBOR	$ 40,048	$ 43,743	$ 50,602	$ 52,220	$ 27,615	$ 48,370	$ 48,370	$ (3,850)	-7.4%
LIBRARY	$ 94,701	$ 101,400	$ 109,577	$ 118,700	$ 65,326	$ 125,850	$ 125,850	$ 7,150	6.0%
ANIMAL CONTROL	$ 13,365	$ 15,152	$ 15,042	$ 16,700	$ 16,295	$ 18,305	$ 18,305	$ 1,605	9.6%
AMBULANCE	$ 365,000	$ 390,000	$ 400,000	$ 400,000	$ 300,000	$ 520,000	$ 520,000	$ 120,000	30.0%
GRANTS	$ 92,250	$ 95,127	$ 129,894	$ 142,394	$ 101,394	$ 150,594	$ 150,594	$ 8,200	5.8%
TRANSPORTATION CENTER	$ 42,909	$ 30,337	$ 33,075	$ 40,300	$ 18,172	$ 47,550	$ 47,550	$ 7,250	18.0%
INFORMATION CENTER	$ 47,482	$ 55,900	$ 56,935	$ 62,376	$ 62,376	$ 63,398	$ 63,398	$ 1,022	1.6%
ACTIVITY CENTER	$ 20,780	$ 21,684	$ 24,046	$ 34,390	$ 20,872	$ 30,275	$ 30,275	$ (4,115)	-12.0%
EMPLOYEE BENEFITS	$ 18,491	$ 19,066	$ 16,046	$ 18,000	$ 6,139	$ 18,000	$ 18,000	$ -	0.0%
FIXED CHARGES	$ 1,849,706	$ 1,790,876	$ 2,006,488	$ 1,942,238	$ 1,741,391	$ 2,082,613	$ 2,082,613	$ 140,375	7.2%
INSURANCES	$ 569,264	$ 631,726	$ 601,687	$ 658,000	$ 602,984	$ 709,009	$ 709,009	$ 51,009	7.8%
WARRANT ARTICLES	$ 72,415	$ 217,111	$ 72,298	$ 585,000	$ 119,298	$ 585,000	$ 585,000	$ -	0.0%
SUBTOTAL OPERATIONS	**$ 6,103,758**	**$ 6,577,240**	**$ 7,089,616**	**$ 8,317,411**	**$ 5,347,561**	**$ 9,099,593**	**$ 9,099,593**	**$ 782,182**	**9.4%**

Section Two

Boards and Committees

BUDGET LINE ITEM DETAIL

CONSERVATION COMMISSION	FY 2021 ACTUALS	FY 2022 ACTUALS	FY 2023 ACTUALS	FY 2024 REVISED	FY 2024 ACTUALS	DEPT HEAD PROPOSED	TOWN MANAGER PROPOSED	DOLLAR CHANGE	PCT CHANGE
TRAIL MAINTENANCE	$ 226	$ 3,718	$ 367	$ 6,000	$ 1,514	$ 6,000	$ 6,000	$ -	0.0%
COMMUNICATIONS	$ 995	$ 2,861	$ 3,458	$ 2,000	$ 652	$ 2,000	$ 2,000	$ -	0.0%
CONSULTANT	$ -	$ -	$ -	$ 350	$ -	$ 350	$ 350	$ -	0.0%
OTHER SERVICES AND CHARGES	$ 2,733	$ -	$ 277	$ 1,500	$ 300	$ 1,500	$ 1,500	$ -	0.0%
SCHOLARSHIP	$ -	$ -	$ -	$ 1,250	$ -	$ 1,250	$ 1,250	$ -	0.0%
SUBTOTAL OPERATIONS	**$ 3,954**	**$ 6,579**	**$ 4,101**	**$ 11,100**	**$ 2,465**	**$ 11,100**	**$ 11,100**	**$ -**	**0.0%**
TOTAL CONSERVATION COMM	**$ 3,954**	**$ 6,579**	**$ 4,101**	**$ 11,100**	**$ 2,465**	**$ 11,100**	**$ 11,100**	**$ -**	**0.0%**

FY 2025 CIP Request

Department:	Conservation Commission
Project/Item Name:	Several acquisition and management projects. See narrative
Total Project Cost:	Rolling investments and expenditures in the Land Bank
Project Funding Source:	Town monies, governmental and private conservation sources, gifts of land and dollars.
Annual Operating Costs:	See Narrative.
Annual Maintenance Costs:	See Narrative.
Estimated Life:	See Narrative.
Departmental Priority:	See Narrative.

Request Classification (Please place an X after Classification Description):

Building/Build Improvement		Conservation	X
Vehicles		Technology	
Infrastructure		Equipment	
Other			

Description of Project/Item:

Project Justification and Implementation Strategy:

The Land Bank is a rolling fund, providing capital to purchase properties as they come available, with a multi-year cycle from the initial research on potential acquisitions, through negotiations with landowners, culminating in eventual purchase. Investing in the Land Bank allows the Town to avoid bonding with its interest costs, and provides accessible local match to attract external grant monies, lowering the Town's actual cost when purchasing. For the last four years the Town has voted to replenish the Land Bank at the rate of $200,000 annually, along with funds earmarked for specific management projects, such as comprehensive surveying of the Fenderson Wildlife Commons.

Land prices are clearly rising in nearly an exponential scale, as revealed by the recent town tax assessment. That and our other comparative appraisal research provides a context of land prices. WE can here cite two extremes, showing vast differences even with recent years. To cite a set of extremes: house lots start at $130,000; raw back land with no legal access sells for $1700 per acre.

Given these trends, we recommend that should the budget process show potential for further expenditures, the Land Bank replenishment be increased from $200,000 to $300,000—or greater. One of the Town's conservation goals is for Town Conservation lands be within a 15 minute walk within any town neighborhood. Meeting this goal moving forward will require greater expenditures than we have been accustomed to making in the past.

FY 2025 CIP Request

Other Information:

IMPLMENTATION SCHEDULE (Fiscal Years)						
	Department Head Request			Town Manager Recommendation		
Amount of Check Needed in FY 2025:	$20,000			$20,000		
Amount to be Added to Reserve in FY 2025:	$240,000			$100,000		
Department Head Future Fiscal Year Planning	2026	2027	2028	2029	2030	Future
Amount of Check Needed per Year:						
Amount to be Added to Reserve per Year:						

WELLS CONSERVATION COMMISSION

CIP PROPOSAL 2024-25

DETAILED NARRATIVE

POTENTIAL ACQUISITIONS

At this time we are conducting final negotiations for two acquisitions that will draw down the current Land Bank balance. We also have begun investigating three others for future cycles. As in the past, acquisition projects are negotiated and purchased over several years in a rolling fashion. Investing in the Land Bank allows the Town to avoid bonding with its interest costs, and provides accessible local match to attract external grant monies, lowering the Town's actual cost when purchasing. By planning and investing in advance, creating secure local match, the Town also gains significant advantage competing for external grant monies.

$390,000

28 acre parcel key to controlling town access to the coming Eastern Trail, which bisects the 248 acre *Perkinstown Wildlife Commons*. The Eastern Trail will bring vastly increased public use on Town Lands, and we are planning in advance to deal with multiple public uses. At the time of this writing, the\s parcel is currently in workshop with the Select Board. Acquisition may be significantly supported by external grant funding.

$375,000

A parcel with significant potential for both wildlife habitat and intensive community recreation in western sector of the Town. At the time of this writing, the\s parcel is currently in workshop with the Select Board.

NEW PROJECTS

The following parcels are under preliminary consideration Prices depend upon size of acquisition negotiated as well as potential funding sources.

A 140-acre undeveloped rich wildlife habitat adjacent to *Hilton Family Wildlife Commons*, and surrounding the Merriland River, providing protection for Wells estuaries and beaches. This parcel has been listed at $2 million, but we are appraising and believe its value is much less. Protection of water quality in the Merriland, which flows to the Reserve and town beaches, would make this parcel highly competitive for Federal CELCP funding.

A 27-acre parcel east of the turnpike with potential contiguity to extensive conservation lands, providing possible hiking trails within the Route One corridor. A stream feeds a picturesque pond and Branch Brook, with its KKW water supply.

A 34-acre piece with road frontage and access to the Merriland River.

A 30-acre parcel providing connectivity to the Getchell Pasture Wildlife Commons.

MANAGEMENT
$40,000

Investment for a major project suggested by the current Comprehensive Plan Update Committee Report: establish a "Conservation Plan" for the entire town. Doing so will require expert consultation that our preliminary cost research indicates would be considerably more than this sum, which would provide potential match for external funding, or be a down payment to be added subsequently.

Section Three

General Government

BUDGET LINE ITEM DETAIL

ASSESSING	FY 2021 ACTUALS	FY 2022 ACTUALS	FY 2023 ACTUALS	FY 2024 REVISED	FY 2024 ACTUALS	DEPT HEAD PROPOSED	TOWN MANAGER PROPOSED	DOLLAR CHANGE	PCT CHANGE
REGULAR	$ 76,280	$ 88,296	$ 93,216	$ 94,481	$ 57,615	$ 99,205	$ 99,205	$ 4,724	5.0%
PART-TIME	$ 16,594	$ 22,050	$ 24,674	$ -	$ -	$ -	$ -	$ -	0.0%
ADMINISTRATIVE	$ 99,364	$ 109,210	$ 109,567	$ 152,582	$ 93,287	$ 200,366	$ 200,366	$ 47,784	31.3%
RESERVE/SEASONAL	$ 12,315	$ -	$ -	$ 10,000	$ -	$ 10,000	$ 10,000	$ -	100.0%
OVERTIME	$ -	$ -	$ -	$ 500	$ 1,838	$ 3,000	$ 3,000	$ 2,500	100.0%
FICA	$ 15,106	$ 16,768	$ 16,643	$ 19,501	$ 11,839	$ 23,713	$ 23,713	$ 4,212	21.6%
MSRS + ICMA	$ 14,091	$ 17,584	$ 18,376	$ 21,968	$ 13,130	$ 28,530	$ 28,530	$ 6,562	29.9%
HEALTH INSURANCE	$ 31,386	$ 34,464	$ 35,425	$ 57,495	$ 25,326	$ 37,049	$ 37,049	$ (20,446)	-35.6%
SUBTOTAL SALARY & BENEFITS	**$ 265,135**	**$ 288,372**	**$ 297,901**	**$ 356,527**	**$ 203,036**	**$ 401,863**	**$ 401,863**	**$ 45,336**	**12.7%**
TRANSPORTATION	$ 557	$ 596	$ 574	$ 800	$ 47	$ 800	$ 800	$ -	0.0%
PRINTING & BINDING	$ -	$ 398	$ 360	$ 600	$ -	$ 500	$ 500	$ (100)	-16.7%
TELEPHONE	$ 1,270	$ 920	$ 960	$ 900	$ 560	$ 1,000	$ 1,000	$ 100	11.1%
OTHER SERVICES AND CHARGES	$ 886	$ 1,170	$ 1,533	$ 900	$ 447	$ 1,000	$ 1,000	$ 100	11.1%
TAX MAP UPDATE	$ 3,800	$ 4,000	$ 4,000	$ 4,500	$ 4,200	$ 4,200	$ 4,200	$ (300)	-6.7%
ABSTRACTS	$ 121	$ 933	$ -	$ 1,000	$ 262	$ 1,000	$ 1,000	$ -	0.0%
SUBSCRIPTIONS/DUES/MEMBERSHIP	$ 2,921	$ 716	$ 2,568	$ 1,600	$ 1,520	$ 1,600	$ 1,600	$ -	0.0%
OFFICE SUPPLIES	$ 870	$ 1,957	$ 1,885	$ 1,600	$ 696	$ 1,900	$ 1,900	$ 300	18.8%
UNIFORMS	$ -	$ 35	$ -	$ 500	$ -	$ 500	$ 500	$ -	0.0%
GENERAL - TRAINING	$ 570	$ 1,121	$ 1,453	$ 2,400	$ 2,406	$ 2,500	$ 2,500	$ 100	4.2%
SUBTOTAL OPERATIONS	**$ 10,995**	**$ 11,846**	**$ 13,332**	**$ 14,800**	**$ 10,137**	**$ 15,000**	**$ 15,000**	**$ 200**	**1.4%**
TOTAL ASSESSING	**$ 276,131**	**$ 300,219**	**$ 311,233**	**$ 371,327**	**$ 213,173**	**$ 416,863**	**$ 416,863**	**$ 45,536**	**12.3%**

BUDGET LINE ITEM DETAIL

FINANCE	FY 2021 ACTUALS	FY 2022 ACTUALS	FY 2023 ACTUALS	FY 2024 REVISED	FY 2024 ACTUALS	DEPT HEAD PROPOSED	TOWN MANAGER PROPOSED	DOLLAR CHANGE	PCT CHANGE
EXCISE TAX ON VEHICLES	$ 3,397,756	$ 3,360,347	$ 3,398,546	$ 3,500,000	$ 2,002,258	$ 3,700,000	$ 3,700,000	$ 200,000	5.7%
INTEREST & PENALTIES	$ 56,862	$ 60,579	$ 44,014	$ 57,000	$ 28,715	$ 50,000	$ 50,000	$ (7,000)	-12.3%
CABLE TV	$ 205,418	$ 206,174	$ 203,845	$ 200,000	$ 54,253	$ 200,000	$ 200,000	$ -	0.0%
MISCELLANEOUS	$ 385	$ 7,567	$ 4,126	$ 1,000	$ 5,432	$ 2,000	$ 2,000	$ 1,000	100.0%
TOWN FEE AUTO REG	$ 58,459	$ 59,562	$ 61,156	$ 60,000	$ 32,713	$ 60,000	$ 60,000	$ -	0.0%
INTEREST EARNED	$ 22,525	$ 13,014	$ 332,090	$ 30,000	$ 316,061	$ 150,000	$ 150,000	$ 120,000	400.0%
GRANT - RACHEL CARSON	$ 7,304	$ 7,243	$ 8,104	$ 7,200	$ -	$ 8,000	$ 8,000	$ 800	11.1%
REVENUE SHARING	$ 533,419	$ 789,005	$ 912,398	$ 750,000	$ 624,382	$ 950,000	$ 950,000	$ 200,000	26.7%
TREE GROWTH	$ 29,961	$ 35,376	$ 36,380	$ 30,000	$ 39,010	$ 40,000	$ 40,000	$ 10,000	33.3%
SNOWMOBILE REGISTRATION	$ 1,622	$ 1,734	$ -	$ 1,650	$ -	$ 1,650	$ 1,650	$ -	0.0%
VETERAN REIMBURSEMENT	$ 13,221	$ 12,634	$ 12,098	$ 12,000	$ 12,139	$ 12,000	$ 12,000	$ -	0.0%
GENERAL ASSISTANCE	$ 11,558	$ 17,821	$ 18,483	$ 15,000	$ 10,521	$ 20,000	$ 20,000	$ 5,000	33.3%
HOMESTEAD EXEMPTION REIMBURSE	$ 504,153	$ 495,260	$ 540,469	$ 356,341	$ 436,332	$ 500,000	$ 500,000	$ 143,659	40.3%
STATE PARK FEE SHARING	$ -	$ -	$ 1,320	$ 1,200	$ -	$ 1,200	$ 1,200	$ -	0.0%
BUS EQUIP TAX EXEMPTION REIMBU	$ 68,703	$ 72,585	$ 87,684	$ 46,402	$ 46,402	$ 80,000	$ 80,000	$ 33,598	72.4%
CREDIFORD SOLAR LEASE	$ -	$ -	$ 27,969	$ 30,000	$ 18,656	$ 30,000	$ 30,000	$ -	0.0%
LITTLEFIELD SOLAR LEASE	$ -	$ -	$ 13,405	$ 14,388	$ 7,238	$ 14,388	$ 14,388	$ -	0.0%
SUBTOTAL REVENUES	**$ 4,911,347**	**$ 5,138,901**	**$ 5,702,087**	**$ 5,112,181**	**$ 3,634,111**	**$ 5,819,238**	**$ 5,819,238**	**$ 707,057**	**13.8%**
REGULAR	$ 92,476	$ 97,855	$ 105,519	$ 109,196	$ 66,589	$ 114,656	$ 114,656	$ 5,460	5.0%
ADMINISTRATIVE	$ 304,267	$ 386,707	$ 302,809	$ 305,369	$ 190,081	$ 390,222	$ 390,222	$ 84,853	27.8%
OVERTIME	$ 3,300	$ 1,139	$ 922	$ 1,500	$ 1,822	$ 3,000	$ 3,000	$ 1,500	100.0%
FICA	$ 29,853	$ 36,662	$ 29,807	$ 30,343	$ 19,462	$ 37,547	$ 37,547	$ 7,204	23.7%
MSRS + ICMA	$ 29,202	$ 31,711	$ 33,891	$ 37,019	$ 22,400	$ 48,022	$ 48,022	$ 11,003	29.7%
HEALTH INSURANCE	$ 116,963	$ 124,094	$ 97,085	$ 101,609	$ 63,016	$ 108,614	$ 108,614	$ 7,005	6.9%
SUBTOTAL SALARIES	**$ 576,061**	**$ 678,168**	**$ 570,032**	**$ 585,036**	**$ 363,371**	**$ 702,061**	**$ 702,061**	**$ 117,025**	**20.0%**
POSTAGE	$ 17,127	$ 22,848	$ 30,164	$ 23,000	$ 17,913	$ 36,000	$ 36,000	$ 13,000	56.5%
TRANSPORTATION	$ 72	$ 82	$ 125	$ 500	$ -	$ 500	$ 500	$ -	0.0%
PRINTING & BINDING	$ 6,646	$ 8,803	$ 9,919	$ 11,000	$ 7,261	$ 11,000	$ 11,000	$ -	0.0%
TELEPHONE	$ 3,575	$ 2,730	$ 1,960	$ 2,000	$ 1,120	$ 2,000	$ 2,000	$ -	0.0%
AGREEMENTS/CONTRACTS	$ 3,180	$ 2,916	$ 5,219	$ 3,200	$ 2,565	$ 7,000	$ 7,000	$ 3,800	118.8%
AUDIT SERVICES	$ 7,938	$ 15,950	$ 4,300	$ 20,000	$ 15,400	$ 20,000	$ 20,000	$ -	0.0%
OTHER SERVICES AND CHARGES	$ 1,460	$ 1,193	$ 903	$ 1,000	$ 449	$ 1,000	$ 1,000	$ -	0.0%
OFFICE SUPPLIES	$ 3,937	$ 7,757	$ 6,654	$ 7,000	$ 4,837	$ 7,000	$ 7,000	$ -	0.0%
GENERAL - TRAINING	$ 4,340	$ 1,345	$ 2,815	$ 3,000	$ 1,417	$ 3,000	$ 3,000	$ -	0.0%
PERSONNEL TRAINING	$ -	$ 299	$ 480	$ 2,000	$ 480	$ 2,000	$ 2,000	$ -	0.0%
HR SERVICES CONSULTANT	$ -	$ -	$ 95,097	$ 102,320	$ 42,131	$ 85,000	$ 85,000	$ (17,320)	-16.9%
EMPLOYEE RECOGNITION	$ -	$ 3,656	$ 484	$ 5,000	$ -	$ 5,000	$ 5,000	$ -	0.0%
COMMUNICATIONS	$ -	$ 3,225	$ 170	$ 2,000	$ -	$ 2,000	$ 2,000	$ -	0.0%
COLLECTIVE BARGAINING	$ -	$ 76,311	$ -	$ 16,000	$ -	$ -	$ -	$ (16,000)	-100.0%
BLOODPATHOGEN/DRUG/ALCOHOL	$ -	$ 5,635	$ 3,664	$ 7,000	$ 1,260	$ 10,500	$ 10,500	$ 3,500	50.0%
SUBTOTAL OPERATIONS	**$ 48,274**	**$ 152,749**	**$ 161,955**	**$ 205,020**	**$ 94,833**	**$ 192,000**	**$ 192,000**	**$ (13,020)**	**-6.4%**
TOTAL FINANCE	**$ (4,287,012)**	**$ (4,307,984)**	**$ (4,970,100)**	**$ (4,322,125)**	**$ (3,175,907)**	**$ (4,925,177)**	**$ (4,925,177)**	**$ (603,052)**	**14.0%**

BUDGET LINE ITEM DETAIL

	FY 2021 ACTUALS	FY 2022 ACTUALS	FY 2023 ACTUALS	FY 2024 REVISED	FY 2024 ACTUALS	DEPT HEAD PROPOSED	TOWN MANAGER PROPOSED	DOLLAR CHANGE	PCT CHANGE
UNION/NON UNION SALARY									
UNION NON UNION SAL ADJS	$ 48,455	$ 9,000	$ -	$ 565,000	$ -	$ 200,000	$ 200,000	$ (365,000)	-64.6%
FICA	$ 3,633	$ 678	$ -	$ 25,603	$ -	$ 15,300	$ 15,300	$ (10,303)	-40.2%
MSRS + ICMA	$ -	$ 80	$ -	$ 32,074	$ -	$ 14,000	$ 14,000	$ (18,074)	-56.4%
PAID FAMILY & MEDICAL LEAVE	$ -	$ -	$ -	$ -	$ -	$ 44,780	$ 44,780	$ 44,780	100.0%
SUBTOTAL SALARY & BENEFITS	**$ 52,088**	**$ 9,758**	**$ -**	**$ 622,677**	**$ -**	**$ 274,080**	**$ 274,080**	**$ (348,597)**	**-56.0%**
TOTAL UNION/NON UNION SALARY	**$ 52,088**	**$ 9,758**	**$ -**	**$ 622,677**	**$ -**	**$ 274,080**	**$ 274,080**	**$ (348,597)**	**-56.0%**
EMPLOYEE BENEFITS									
UNEMPLOYMENT	$ 18,491	$ 19,066	$ 16,046	$ 18,000	$ 6,139	$ 18,000	$ 18,000	$ -	0.0%
SUBTOTAL OPERATIONS	**$ 18,491**	**$ 19,066**	**$ 16,046**	**$ 18,000**	**$ 6,139**	**$ 18,000**	**$ 18,000**	**$ -**	**0.0%**
TOTAL EMPLOYEE BENEFITS	**$ 18,491**	**$ 19,066**	**$ 16,046**	**$ 18,000**	**$ 6,139**	**$ 18,000**	**$ 18,000**	**$ -**	**0.0%**
FIXED CHARGES									
ENTERPRISE LOAN REPAYMENT	$ 50,000	$ 50,000	$ 25,000	$ -	$ -	$ -	$ -	$ -	0.0%
SUBTOTAL REVENUES	**$ 50,000**	**$ 50,000**	**$ 25,000**	**$ -**	**$ -**	**$ -**	**$ -**	**$ -**	**0.0%**
PRINCIPAL	$ 1,311,718	$ 1,140,000	$ 1,440,000	$ 1,440,000	$ 1,440,000	$ 1,545,000	$ 1,545,000	$ 105,000	7.3%
INTEREST	$ 537,988	$ 650,876	$ 566,488	$ 502,238	$ 301,391	$ 537,613	$ 537,613	$ 35,375	7.0%
SUBTOTAL OPERATIONS	**$ 1,849,706**	**$ 1,790,876**	**$ 2,006,488**	**$ 1,942,238**	**$ 1,741,391**	**$ 2,082,613**	**$ 2,082,613**	**$ 140,375**	**7.2%**
TOTAL FIXED CHARGES	**$ 1,799,706**	**$ 1,740,876**	**$ 1,981,488**	**$ 1,942,238**	**$ 1,741,391**	**$ 2,082,613**	**$ 2,082,613**	**$ 140,375**	**7.2%**

Lender	Original Amount	Original Date	Current Balance	Interest Rate (%)	Payment Dates	Principal	Interest	Total Due	Expires
Robert W. Baird & Co, Inc. Red Bank, NJ 3M Road Bond	$3,000,000	7/15/2013	$300,000	3.50	11/1/2024 5/1/2025	$ 300,000.00	$ 5,250.00	$ 305,250.00 $ -	Nov-24
Roosevelt & Cross, Inc. Public Safety Bond	$13,250,000	11/1/2018	$10,290,000	5.00	11/1/2024 5/1/2025	$ 735,000.00	$ 180,993.75 $ 162,618.75	$ 915,993.75 $ 162,618.75	Nov-37
Roosevelt & Cross, Inc. Infrastructure Bond	$4,000,000	2/11/2021	$3,200,000	4.00	11/1/2024 5/1/2025	$ 400,000.00	$ 49,000.00 $ 41,000.00	$ 449,000.00 $ 41,000.00	May-32
Piper Sandler & Co Infrastructure Bond 2023	$2,070,000	6/29/2023	$2,070,000	5.00	11/1/2024 5/1/2025	$ 110,000.00	$ 50,750.00 $ 48,000.00	$ 160,750.00 $ 48,000.00	Nov-43
			$15,860,000			**$ 1,545,000.00**	**$ 537,612.50**	**$ 2,082,612.50**	
Outstanding Principal after FY 2025	$ 14,315,000.00								

INSURANCES									
PROPERTY & CASUALTY INS	$ 304,968	$ 342,639	$ 364,020	$ 383,000	$ 451,281	$ 475,000	$ 475,000	$ 92,000	24.0%
WORKERS COMPENSATION	$ 264,296	$ 289,087	$ 237,667	$ 275,000	$ 151,703	$ 234,009	$ 234,009	$ (40,991)	-14.9%
SUBTOTAL OPERATIONS	**$ 569,264**	**$ 631,726**	**$ 601,687**	**$ 658,000**	**$ 602,984**	**$ 709,009**	**$ 709,009**	**$ 51,009**	**7.8%**
TOTAL INSURANCES	**$ 569,264**	**$ 631,726**	**$ 601,687**	**$ 658,000**	**$ 602,984**	**$ 709,009**	**$ 709,009**	**$ 51,009**	**7.8%**

BUDGET LINE ITEM DETAIL

INFORMATION CENTER	FY 2021 ACTUALS	FY 2022 ACTUALS	FY 2023 ACTUALS	FY 2024 REVISED	FY 2024 ACTUALS	DEPT HEAD PROPOSED	TOWN MANAGER PROPOSED	DOLLAR CHANGE	PCT CHANGE
OTHER SERVICES AND CHARGES	$ 47,482	$ 55,900	$ 56,935	$ 62,376	$ 62,376	$ 63,398	$ 63,398	$ 1,022	1.6%
SUBTOTAL OPERATIONS	**$ 47,482**	**$ 55,900**	**$ 56,935**	**$ 62,376**	**$ 62,376**	**$ 63,398**	**$ 63,398**	**$ 1,022**	**1.6%**
TOTAL INFORMATION CENTER	**$ 47,482**	**$ 55,900**	**$ 56,935**	**$ 62,376**	**$ 62,376**	**$ 63,398**	**$ 63,398**	**$ 1,022**	**1.6%**

Wells Information Center				Managed by the Wells Chamber of Commerce		
Budget Summary and Funding Request						
Town of Wells Fiscal Year Ending 6/30/2025						
	Actual	Budget	Request	Chamber Share	Town Share	**FY'25**
	FYE 8/31/23	FYE 8/31/24	FYE 8/31/25	60%	40%	**Request**
		as submitted 12/2022				
Personnel Expense						
Salary &	$ 96,816	$ 91,905	$ 99,333	$ 59,600	$ 39,733	
Payroll T	$ 9,681	$ 9,190	$ 9,933	$ 5,960	$ 3,973	
Employe	$ 8,200	$ 13,500	$ 8,610	$ 5,166	$ 3,444	
Operating Expense						
Postage	$ 5,370	$ 7,988	$ 5,531	$ 3,319	$ 2,212	
Insuranc	$ 6,315	$ 5,873	$ 6,631	$ 3,979	$ 2,652	
Office	$ 10,230	$ 10,842	$ 10,537	$ 6,322	$ 4,215	
Utilites						
Telepho	$ 2,922	$ 2,995	$ 3,010	$ 1,806	$ 1,204	
Electric	$ 4,958	$ 4,248	$ 5,206	$ 3,124	$ 2,082	
Water &	$ 395	$ 393	$ 407	$ 244	$ 163	
Repairs & Maintena	$ 8,855	$ 9,005	$ 9,298	$ 5,579	$ 3,719	
Totals	$ 153,742	$ 155,939	$ 158,496	$ 95,098	$ 63,398	**$ 63,398**
Submitted December 2023 by Chamber						

WELLS INFORMATION CENTER BUDGET NOTES for TOWN FY'25 BUDGET
Submitted December 2023

1. Personnel Expense
   - Salary & Wages – **($99,333 + 2.6% of FY'23 actuals)** includes the Information Center staff and 100% of the Information Center Supervisor. Increase is due to the state-mandated minimum wage that is going up on 1/1/24 by 2.6%. The Information Center hours of operation are as follows: May through October – 6 days per week, 9:00am-5:00pm Monday through Friday and 10:00am-2:00pm Saturday. October through May, Monday through Friday, 9:00am-5:00pm.
   - Payroll taxes **($9,933)** include Social Security and Medicare matching taxes along with Federal and State Unemployment Taxes for all Information Center related payroll (**10% of payroll**).
   - Employee Benefits **($8,610 + 5% of FY'23 actuals)** represents 100% of health insurance premiums paid by the Chamber for the Information Center Supervisor.

2. Operating Expense
   - Postage **($5,531 +3% of FY'23 actuals)** includes mailing of Wells publications, brochures, maps, calendar of events, tide charts, relocation packages as well as distribution costs.
   - Insurance **($6,631 +5% of FY'23 actuals)** includes Liability, Buildings and Grounds and Workers' Compensation.
   - Office expenses **($10,537 +3% of FY'23 actuals)** includes office related supplies, the lease of the photocopier and the lease on the postage meter.

3. Utilities
   - Telephone **($3,010 +3% of FY'23 actuals)**
   - Electric & Propane **($5,206 +5% of FY'23 actuals)**
   - Water & Sewer **($407 +3% of FY'23 actuals)**

4. Repairs & Maintenance **($9,298 +5% of FY'23 actuals)**
   - Includes snow removal, sanding, grass mowing, landscaping, painting, carpet cleaning, bathroom supplies, waste removal, janitorial expenses, grounds and building repairs.

Following is the history of the amount requested by the Wells Chamber of Commerce vs. the amount awarded:

Town of Wells FY'14 – requested $39,798 – awarded $39,798
Town of Wells FY'15 – requested $39,809 – awarded $39,809
Town of Wells FY'16 – requested $37,000 (40% = $40,968) – awarded $37,000
Town of Wells FY'17 – requested $37,000 (40% = $42,090) – awarded $37,000
Town of Wells FY'18 – requested $43,930 (40%) – awarded $42,090
Town of Wells FY'19 – requested $45,218 (40%) – awarded $45,218
Town of Wells FY'20 – requested $46,435 (40%) – awarded $46,435
Town of Wells FY'21 – requested $47,482 (40%) – awarded $47,482
Town of Wells FY'22 – requested $55,900 (40%) – awarded $55,900
Town of Wells FY'23 - requested $56,935 (40%) - awarded $56,935
Town of Wells FY'24 – requested $62,376 (40%) – awarded $62,376

Request = $63,398

BUDGET LINE ITEM DETAIL

TOWN CLERK	FY 2021 ACTUALS	FY 2022 ACTUALS	FY 2023 ACTUALS	FY 2024 REVISED	FY 2024 ACTUALS	DEPT HEAD PROPOSED	TOWN MANAGER PROPOSED	DOLLAR CHANGE	PCT CHANGE
ALCOHOLIC BEVERAGES	$ 2,070	$ 1,840	$ 2,080	$ 2,000	$ 1,070	$ 2,000	$ 2,000	$ -	0.0%
HUNTING & FISHING AGENT FEE	$ 2,136	$ 2,112	$ 1,981	$ 2,000	$ 1,357	$ 2,500	$ 2,500	$ 500	25.0%
BUS LICENSES & OTHER	$ 26,779	$ 32,759	$ 29,779	$ 28,000	$ 13,916	$ 28,000	$ 28,000	$ -	0.0%
TOWN LODGING REVENUE	$ 29,170	$ 29,760	$ 29,010	$ 29,000	$ 7,080	$ 29,000	$ 29,000	$ -	0.0%
LEGAL ADS	$ 3,724	$ 3,332	$ 3,528	$ 3,700	$ 1,862	$ 3,500	$ 3,500	$ (200)	-5.4%
BACKGROUND CHECKS	$ 615	$ 600	$ 530	$ 700	$ 465	$ 700	$ 700	$ -	0.0%
BOATS	$ 12,990	$ 12,548	$ 12,047	$ 12,000	$ 1,925	$ 12,000	$ 12,000	$ -	0.0%
RECORDING FEE	$ 2,058	$ 2,102	$ 2,137	$ 2,000	$ 1,468	$ 2,000	$ 2,000	$ -	0.0%
SUBTOTAL REVENUES	**$ 79,541**	**$ 85,053**	**$ 81,092**	**$ 79,400**	**$ 29,143**	**$ 79,700**	**$ 79,700**	**$ 300**	**0.4%**
REGULAR	$ 69,687	$ 73,045	$ 75,750	$ 75,000	$ 46,022	$ 79,244	$ 79,244	$ 4,244	5.7%
OVERTIME	$ 1,906	$ 1,526	$ 526	$ 2,000	$ 676	$ 17,000	$ 17,000	$ 15,000	750.0%
FULL-TIME DEPUTY	$ 118,126	$ 92,259	$ 117,479	$ 160,098	$ 90,509	$ 186,529	$ 186,529	$ 26,431	16.5%
ELECTION WORKERS	$ 30,601	$ 10,157	$ 16,909	$ 30,000	$ 2,003	$ 15,000	$ 15,000	$ (15,000)	-50.0%
FICA	$ 15,024	$ 12,179	$ 14,626	$ 19,232	$ 9,971	$ 22,199	$ 22,199	$ 2,967	15.4%
MSRS + ICMA	$ 13,994	$ 13,848	$ 18,255	$ 21,468	$ 11,656	$ 27,459	$ 27,459	$ 5,991	27.9%
HEALTH INSURANCE	$ 54,648	$ 55,123	$ 57,025	$ 77,424	$ 29,457	$ 55,977	$ 55,977	$ (21,447)	-27.7%
SUBTOTAL SALARY & BENEFITS	**$ 303,986**	**$ 258,137**	**$ 300,569**	**$ 385,222**	**$ 190,294**	**$ 403,408**	**$ 403,408**	**$ 18,186**	**4.7%**
PRINTING & BINDING	$ 2,700	$ 2,700	$ 1,824	$ 2,700	$ 1,819	$ 2,700	$ 2,700	$ -	0.0%
TELEPHONE	$ 1,900	$ 1,440	$ 1,440	$ 1,440	$ 840	$ 1,440	$ 1,440	$ -	0.0%
COMPUTERS	$ 205	$ 110	$ 254	$ 500	$ 135	$ 500	$ 500	$ -	0.0%
TECHNOLOGY	$ 650	$ 471	$ 999	$ 800	$ 446	$ 1,000	$ 1,000	$ 200	25.0%
OTHER SERVICES AND CHARGES	$ 90	$ 210	$ 478	$ 800	$ 60	$ 800	$ 800	$ -	0.0%
LEGAL ADS	$ 2,202	$ 2,661	$ 2,898	$ 2,600	$ 1,353	$ 2,600	$ 2,600	$ -	0.0%
BACKGROUND CHECKS	$ 147	$ 231	$ 231	$ 300	$ 147	$ 300	$ 300	$ -	0.0%
OFFICE SUPPLIES	$ 954	$ 1,136	$ 1,474	$ 1,600	$ 94	$ 1,600	$ 1,600	$ -	0.0%
ELECTIONS	$ 3,978	$ 10,878	$ 11,811	$ 16,000	$ 4,972	$ 16,000	$ 16,000	$ -	0.0%
SUBTOTAL OPERATIONS	**$ 12,827**	**$ 19,837**	**$ 21,408**	**$ 26,740**	**$ 9,865**	**$ 26,940**	**$ 26,940**	**$ 200**	**0.7%**
TOTAL TOWN CLERK	**$ 237,272**	**$ 192,921**	**$ 240,885**	**$ 332,562**	**$ 171,017**	**$ 350,648**	**$ 350,648**	**$ 18,086**	**5.4%**

BUDGET LINE ITEM DETAIL

TOWN MANAGER	FY 2021 ACTUALS	FY 2022 ACTUALS	FY 2023 ACTUALS	FY 2024 REVISED	FY 2024 ACTUALS	DEPT HEAD PROPOSED	TOWN MANAGER PROPOSED	DOLLAR CHANGE	PCT CHANGE
REGULAR	$ 133,782	$ 139,115	$ 142,754	$ 142,000	$ 82,469	$ 156,200	$ 156,200	$ 14,200	10.0%
PART-TIME	$ 27,569	$ 39,963	$ 38,781	$ 13,908	$ 4,535	$ 9,123	$ 9,123	$ (4,785)	-34.4%
ADMINISTRATIVE	$ -	$ -	$ -	$ 49,754	$ 36,842	$ 58,696	$ 58,696	$ 8,942	100.0%
OVERTIME	$ 775	$ 94	$ 104	$ 1,000	$ 3,417	$ 4,000	$ 4,000	$ 3,000	300.0%
TOWN MANAGER'S ASSISTANT	$ 55,324	$ 53,565	$ 61,803	$ 61,578	$ 37,551	$ 64,657	$ 64,657	$ 3,079	5.0%
TM TRANSPORTATION STIPEND	$ 5,200	$ 4,400	$ 3,200	$ 4,800	$ 2,800	$ 4,800	$ 4,800	$ -	0.0%
FICA	$ 14,473	$ 14,693	$ 18,411	$ 20,933	$ 12,998	$ 22,834	$ 22,834	$ 1,901	9.1%
MSRS + ICMA	$ 26,273	$ 22,539	$ 39,597	$ 45,352	$ 37,687	$ 48,185	$ 48,185	$ 2,833	6.2%
HEALTH INSURANCE	$ 40,077	$ 38,937	$ 20,403	$ 32,516	$ 17,907	$ 27,985	$ 27,985	$ (4,531)	-13.9%
SUBTOTAL SALARY & BENEFITS	**$ 303,473**	**$ 313,306**	**$ 325,053**	**$ 371,841**	**$ 236,207**	**$ 396,480**	**$ 396,480**	**$ 24,639**	**6.6%**
TRANSPORTATION	$ 200	$ 259	$ 567	$ 300	$ 138	$ 300	$ 300	$ -	0.0%
PRINTING & BINDING	$ 3,498	$ 4,855	$ 5,571	$ 5,000	$ -	$ 5,000	$ 5,000	$ -	0.0%
TELEPHONE	$ 633	$ 562	$ 1,130	$ 1,000	$ 825	$ 1,200	$ 1,200	$ 200	20.0%
AGREEMENTS/CONTRACTS	$ 1,048	$ 1,781	$ 2,339	$ 2,500	$ 957	$ 2,500	$ 2,500	$ -	0.0%
MMA MEMBERSHIP	$ 19,408	$ 20,426	$ 21,805	$ 21,000	$ -	$ 22,500	$ 22,500	$ 1,500	7.1%
EASTERN TRAIL DUES	$ 5,000	$ 5,000	$ 6,000	$ 6,000	$ 6,000	$ 6,000	$ 6,000	$ -	0.0%
LEGAL SERVICES	$ 131,288	$ 165,730	$ 149,358	$ 135,000	$ 66,152	$ 135,000	$ 135,000	$ -	0.0%
OTHER SERVICES AND CHARGES	$ 1,073	$ 579	$ 654	$ 1,200	$ 675	$ 1,200	$ 1,200	$ -	0.0%
CONTINGENCY FUND	$ 357	$ 352	$ 949	$ 1,000	$ 618	$ 1,000	$ 1,000	$ -	0.0%
CODE UPDATES	$ 3,805	$ 3,158	$ 1,917	$ 5,000	$ 3,108	$ 5,000	$ 5,000	$ -	0.0%
LEGAL ADS	$ 5,311	$ 6,010	$ 9,003	$ 7,500	$ 4,129	$ 9,200	$ 9,200	$ 1,700	22.7%
EVENT SUPPORT	$ -	$ 2,954	$ 4,713	$ 5,000	$ 8,924	$ 10,000	$ 10,000	$ 5,000	100.0%
HARBOR PARK CONCERT SERIES	$ -	$ 8,000	$ 8,000	$ 10,000	$ 9,300	$ 10,000	$ 10,000	$ -	0.0%
OPERATING SUPPLIES	$ 160	$ 6	$ -	$ 300	$ -	$ 300	$ 300	$ -	0.0%
OFFICE SUPPLIES	$ 1,239	$ 901	$ 2,251	$ 1,500	$ 1,471	$ 2,300	$ 2,300	$ 800	53.3%
GENERAL - TRAINING	$ 1,085	$ 1,312	$ 572	$ 2,000	$ 445	$ 2,000	$ 2,000	$ -	0.0%
SUBTOTAL OPERATIONS	**$ 174,105**	**$ 221,885**	**$ 214,829**	**$ 204,300**	**$ 102,741**	**$ 213,500**	**$ 213,500**	**$ 9,200**	**4.5%**
TOTAL TOWN MANAGER	**$ 477,578**	**$ 535,191**	**$ 539,882**	**$ 576,141**	**$ 338,948**	**$ 609,980**	**$ 609,980**	**$ 33,839**	**5.9%**
SELECTBOARD									
SELECTBOARD STIPEND	$ 5,000	$ 5,000	$ 5,000	$ 7,500	$ 7,500	$ 7,500	$ 7,500	$ -	0.0%
FICA	$ -	$ 383	$ 383	$ 574	$ 574	$ 575	$ 575	$ 1	0.2%
SUBTOTAL SALARY & BENEFITS	**$ 5,000**	**$ 5,383**	**$ 5,383**	**$ 8,074**	**$ 8,074**	**$ 8,075**	**$ 8,075**	**$ 1**	**0.0%**
BOS CONTINGENCY FUND	$ 5,044	$ -	$ 652	$ 5,000	$ 5,397	$ 50,000	$ 50,000	$ 45,000	900.0%
SUBTOTAL OPERATIONS	**$ 5,044**	**$ -**	**$ 652**	**$ 5,000**	**$ 5,397**	**$ 50,000**	**$ 50,000**	**$ 45,000**	**900.0%**
TOTAL SELECTBOARD	**$ 10,044**	**$ 5,383**	**$ 6,035**	**$ 13,074**	**$ 13,471**	**$ 58,075**	**$ 58,075**	**$ 45,001**	**344.2%**

BUDGET LINE ITEM DETAIL

	FY 2021 ACTUALS	FY 2022 ACTUALS	FY 2023 ACTUALS	FY 2024 REVISED	FY 2024 ACTUALS	DEPT HEAD PROPOSED	TOWN MANAGER PROPOSED	DOLLAR CHANGE	PCT CHANGE
GENERAL GOVERNMENT									
SEWER	$ 858	$ 582	$ 524	$ 700	$ 268	$ 700	$ 700	$ -	0.0%
ELECTRICITY	$ 54,917	$ 21,897	$ 19,749	$ 20,000	$ 9,995	$ 20,000	$ 20,000	$ -	0.0%
WATER	$ 1,536	$ 2,223	$ 2,363	$ 4,000	$ 1,237	$ 3,000	$ 3,000	$ (1,000)	-25.0%
HEATING FUEL	$ 3,428	$ 3,847	$ 3,013	$ 5,000	$ 920	$ 3,000	$ 3,000	$ (2,000)	-40.0%
TELEPHONE	$ 10,242	$ 5,536	$ 5,100	$ 6,000	$ 2,980	$ 6,000	$ 6,000	$ -	0.0%
CABLE/INTERNET	$ -	$ 2,860	$ 3,120	$ 2,800	$ 1,560	$ 3,200	$ 3,200	$ 400	14.3%
BUILDING	$ 29,695	$ 29,467	$ 41,565	$ 35,000	$ 24,282	$ 48,000	$ 48,000	$ 13,000	37.1%
SUBTOTAL OPERATIONS	**$ 100,676**	**$ 66,412**	**$ 75,435**	**$ 73,500**	**$ 41,242**	**$ 83,900**	**$ 83,900**	**$ 10,400**	**14.1%**
TOTAL GENERAL GOVERNMENT	**$ 100,676**	**$ 66,412**	**$ 75,435**	**$ 73,500**	**$ 41,242**	**$ 83,900**	**$ 83,900**	**$ 10,400**	**14.1%**
CABLE TV STUDIO									
PART-TIME	$ 2,554	$ 5,336	$ 7,793	$ 7,000	$ 4,640	$ 9,000	$ 9,000	$ 2,000	28.6%
FICA	$ 196	$ 358	$ 582	$ 536	$ 343	$ 689	$ 689	$ 153	28.5%
SUBTOTAL SALARY & BENEFITS	**$ 2,750**	**$ 5,694**	**$ 8,375**	**$ 7,536**	**$ 4,983**	**$ 9,689**	**$ 9,689**	**$ 2,153**	**28.6%**
CABLE ACCESS TV, COST & EQUIP	$ 23,332	$ 6,825	$ 12,826	$ 10,000	$ 8,932	$ 10,000	$ 10,000	$ -	0.0%
SUBTOTAL OPERATIONS	**$ 23,332**	**$ 6,825**	**$ 12,826**	**$ 10,000**	**$ 8,932**	**$ 10,000**	**$ 10,000**	**$ -**	**0.0%**
TOTAL CABLE TV STUDIO	**$ 26,082**	**$ 12,519**	**$ 21,201**	**$ 17,536**	**$ 13,915**	**$ 19,689**	**$ 19,689**	**$ 2,153**	**12.3%**

Section Four

Public Safety & IT Technology

BUDGET LINE ITEM DETAIL

FIRE	FY 2021 ACTUALS	FY 2022 ACTUALS	FY 2023 ACTUALS	FY 2024 REVISED	FY 2024 ACTUALS	DEPT HEAD PROPOSED	TOWN MANAGER PROPOSED	DOLLAR CHANGE	PCT CHANGE
MISCELLANEOUS	$ 442	$ 246	$ -	$ -	$ -	$ -	$ -	$ -	0.0%
FIRE REPORTS	$ 25	$ 100	$ 30	$ -	$ -	$ -	$ -	$ -	0.0%
FIRE SALARY REIMBURSEMENT	$ 451	$ -	$ -	$ -	$ -	$ -	$ -	$ -	0.0%
SUBTOTAL REVENUES	**$ 918**	**$ 346**	**$ 30**	**$ -**	**$ -**	**$ -**	**$ -**	**$ -**	**0.0%**
REGULAR	$ 616,862	$ 758,895	$ 790,677	$ 1,054,049	$ 523,261	$ 1,252,316	$ 1,252,316	$ 198,267	18.8%
ADMINISTRATIVE	$ 53,356	$ 54,591	$ 56,732	$ 124,159	$ 55,270	$ 157,762	$ 157,762	$ 33,603	27.1%
RESERVE/SEASONAL	$ 27,488	$ 558	$ -	$ -	$ -	$ -	$ -	$ -	0.0%
OVERTIME	$ 229,226	$ 234,632	$ 274,507	$ 275,518	$ 302,538	$ 400,000	$ 400,000	$ 124,482	45.2%
FIRE CHIEF	$ 94,749	$ 99,203	$ 104,658	$ 106,077	$ 64,687	$ 111,381	$ 111,381	$ 5,304	5.0%
FIRE CALL STIPEND	$ 5,547	$ 31,125	$ 34,007	$ 45,000	$ 16,068	$ 65,000	$ 65,000	$ 20,000	44.4%
MEDICAL DIRECTOR	$ -	$ -	$ -	$ -	$ -	$ 4,000	$ 4,000		
FICA	$ 74,520	$ 86,079	$ 91,785	$ 113,004	$ 70,349	$ 179,476	$ 179,476	$ 66,472	58.8%
MSRS + ICMA	$ 69,000	$ 81,277	$ 138,158	$ 162,719	$ 102,037	$ 322,227	$ 322,227	$ 159,508	98.0%
HEALTH INSURANCE	$ 164,920	$ 173,121	$ 186,151	$ 265,116	$ 127,765	$ 299,133	$ 299,133	$ 34,017	12.8%
SUBTOTAL SALARY & BENEFITS	**$ 1,335,669**	**$ 1,519,482**	**$ 1,676,675**	**$ 2,145,642**	**$ 1,261,974**	**$ 2,791,295**	**$ 2,791,295**	**$ 641,653**	**29.9%**
POSTAGE	$ -	$ 48	$ -	$ 50	$ -	$ 50	$ 50	$ -	0.0%
RENTALS/LEASES	$ -	$ -	$ 88,699	$ 189,553	$ 189,552	$ 189,553	$ 189,553	$ -	0.0%
PRINTING & BINDING	$ 2,583	$ 2,016	$ 1,453	$ 1,500	$ 1,250	$ 1,500	$ 1,500	$ -	0.0%
ELECTRICITY	$ 4,015	$ 5,149	$ 7,366	$ 5,000	$ 4,059	$ 8,000	$ 8,000	$ 3,000	60.0%
HEATING FUEL	$ 2,757	$ 5,368	$ 6,236	$ 5,000	$ 1,638	$ 6,500	$ 6,500	$ 1,500	30.0%
TELEPHONE	$ 3,241	$ 4,623	$ 3,117	$ 4,000	$ 1,554	$ 4,500	$ 4,500	$ 500	12.5%
BUILDING	$ 5,613	$ 44,837	$ 6,141	$ 3,500	$ 4,098	$ 6,000	$ 6,000	$ 2,500	71.4%
COMP/SOFTWARE	$ 9,491	$ 10,781	$ 13,040	$ 19,500	$ 5,819	$ 22,000	$ 22,000	$ 2,500	12.8%
PORTABLE RADIO & PAGER	$ 1,774	$ 2,600	$ 2,719	$ 4,000	$ 1,104	$ 5,000	$ 5,000	$ 1,000	25.0%
SMALL ENGINES	$ 2,755	$ -	$ 732	$ 2,300	$ -	$ 2,300	$ 2,300	$ -	0.0%
VEHICLES	$ 89,023	$ 42,765	$ 60,276	$ 65,000	$ 54,463	$ 98,000	$ 98,000	$ 33,000	50.8%
YEARLY TESTING (MANDATORY)	$ 12,955	$ 12,905	$ 12,030	$ 14,000	$ 12,847	$ 14,000	$ 14,000	$ -	0.0%
OTHER SERVICES AND CHARGES	$ 1,561	$ 4,841	$ 3,039	$ 5,000	$ 4,793	$ 6,000	$ 6,000	$ 1,000	20.0%
EQUIPMENT	$ 19,400	$ 12,988	$ 14,031	$ 16,000	$ 12,346	$ 16,000	$ 16,000	$ -	0.0%
TURNOUT GEAR (BOOTS, GLOVES)	$ 12,538	$ 13,195	$ 8,345	$ 53,000	$ 33,063	$ 15,000	$ 15,000	$ (38,000)	-71.7%
NOZZLES	$ 1,494	$ -	$ 396	$ 1,500	$ -	$ 1,500	$ 1,500	$ -	0.0%
HOSE	$ 1,055	$ 2,330	$ 3,341	$ 3,500	$ 50	$ 3,500	$ 3,500	$ -	0.0%
AIR PACKS	$ 5,000	$ 5,280	$ 480	$ 7,000	$ 170	$ 18,000	$ 18,000	$ 11,000	157.1%
OPERATING SUPPLIES	$ 3,507	$ 3,394	$ 2,873	$ 4,000	$ 2,238	$ 4,000	$ 4,000	$ -	0.0%
MEDICAL	$ 4,344	$ 7,255	$ 6,062	$ 8,000	$ 20,536	$ 15,000	$ 15,000	$ 7,000	87.5%
OFFICE SUPPLIES	$ 539	$ 782	$ 542	$ 500	$ 437	$ 500	$ 500	$ -	0.0%
UNIFORMS	$ 8,998	$ 9,047	$ 5,303	$ 11,000	$ 10,566	$ 11,000	$ 11,000	$ -	0.0%
GAS & OIL	$ 10,068	$ 19,844	$ 26,905	$ 30,000	$ 10,367	$ 35,000	$ 35,000	$ 5,000	16.7%

BUDGET LINE ITEM DETAIL

FIRE	FY 2021 ACTUALS	FY 2022 ACTUALS	FY 2023 ACTUALS	FY 2024 REVISED	FY 2024 ACTUALS	DEPT HEAD PROPOSED	TOWN MANAGER PROPOSED	DOLLAR CHANGE	PCT CHANGE
RENTALS	$ 2,100	$ 2,100	$ 2,175	$ 2,500	$ 1,750	$ 3,000	$ 3,000	$ 500	20.0%
GENERAL - TRAINING	$ 18,018	$ 10,152	$ 14,324	$ 26,000	$ 8,201	$ 26,000	$ 26,000	$ -	0.0%
COMMUNITY OUT REACH	$ 7,605	$ 7,335	$ 4,435	$ 8,000	$ 5,467	$ 10,000	$ 10,000	$ 2,000	25.0%
SUBTOTAL OPERATIONS	**$ 230,435**	**$ 229,634**	**$ 294,061**	**$ 489,403**	**$ 386,369**	**$ 521,903**	**$ 521,903**	**$ 32,500**	**6.6%**
TOTAL FIRE	**$ 1,565,186**	**$ 1,748,770**	**$ 1,970,706**	**$ 2,635,045**	**$ 1,648,344**	**$ 3,313,198**	**$ 3,313,198**	**$ 674,153**	**25.6%**
EMA (CIVIL DEFENSE)									
PART-TIME	$ -	$ -	$ -	$ 5,000	$ -	$ 5,000	$ 5,000	$ -	0.0%
FICA	$ -	$ -	$ -	$ 383	$ -	$ 383	$ 383	$ -	0.0%
SUBTOTAL SALARY & BENEFITS	**$ -**	**$ -**	**$ -**	**$ 5,383**	**$ -**	**$ 5,383**	**$ 5,383**	**$ -**	**0.0%**
TELEPHONE	$ 578	$ 239	$ -	$ 500	$ -	$ 500	$ 500	$ -	0.0%
GENERATOR	$ 1,200	$ 1,400	$ 1,400	$ 3,000	$ 1,400	$ 3,000	$ 3,000	$ -	0.0%
OPERATING SUPPLIES	$ 43,514	$ 10,708	$ 9,134	$ 40,000	$ 7,339	$ 40,000	$ 40,000	$ -	0.0%
OFFICE SUPPLIES	$ 908	$ -	$ -	$ 1,000	$ -	$ 1,000	$ 1,000	$ -	0.0%
DISASTER	$ 8,000	$ -	$ 2,393	$ 8,000	$ -	$ 8,000	$ 8,000	$ -	0.0%
SUBTOTAL OPERATIONS	**$ 54,200**	**$ 12,347**	**$ 12,927**	**$ 52,500**	**$ 8,739**	**$ 52,500**	**$ 52,500**	**$ -**	**0.0%**
TOTAL EMA (CIVIL DEFENSE)	**$ 54,200**	**$ 12,347**	**$ 12,927**	**$ 57,883**	**$ 8,739**	**$ 57,883**	**$ 57,883**	**$ -**	**0.0%**

FY 2025 CIP Request

Department:	Fire Department
Project/Item Name:	Assistance Chief Command Vehicle
Total Project Cost:	$125,000
Project Funding Source:	Taxes
Annual Operating Costs:	$6,000
Annual Maintenance Costs:	$1,000
Estimated Life:	10 years
Departmental Priority:	1

Request Classification (Please place an X after Classification Description):

Building/Build Improvement		Conservation	
Vehicles	X	Technology	
Infrastructure		Equipment	
Other			

Description of Project/Item:
Command vehicle that is outfitted with emergency lighting and necessary equipment for incident command.

Project Justification and Implementation Strategy:
A second command vehicle is needed for the department and will be assigned to the Assistant Fire Chief. The vehicle will be either a pick-up truck or a SUV outfitted with all of the appropriate emergency lighting and equipment to operate as a mobile command center, similar to the Fire Chiefs vehicle.

Other Information:

FY 2025 CIP Request

IMPLMENTATION SCHEDULE (Fiscal Years)						
	Department Head Request			Town Manager Recommendation		
Amount of Check Needed in FY 2025:	$125,000			$125,000		
Amount to be Added to Reserve in FY 2025:						
Department Head Future Fiscal Year Planning	2026	2027	2028	2029	2030	Future
Amount of Check Needed per Year:						
Amount to be Added to Reserve per Year:						

FY 2025 CIP Request

Department:	Fire Department
Project/Item Name:	Apparatus Replacement Fund
Total Project Cost:	$200,000.00
Project Funding Source:	Taxes
Annual Operating Costs:	0
Annual Maintenance Costs:	$4,000 Annually for pump testing, annual maintenance, etc.
Estimated Life:	15 Years
Departmental Priority:	Moderate

Request Classification (Please place an X after Classification Description):

Building/Build Improvement		Conservation	
Vehicles	X	Technology	
Infrastructure		Equipment	
Other			

Description of Project/Item:
This project allows us to keep a fund available for the purchase of apparatus in the future. Next apparatus purchase was set for FY 2028 with a replacement pumper, however, since the addition of an Assistant Fire Chief, the need for an additional command vehicle has become readily apparent. Adding $125,000 each year until 2028 allowed us to put up to $400,000 down on the next purchase/lease of the next engine estimated at approximately $955,356.00 assuming a 5% increase in cost each year. With this new need we want to bump this amount to $200,000 to allow for us to purchase a new command vehicle estimated at $125,000. This will allow us to potentially purchase this vehicle without negatively affecting the amount needed in 2028 to for a new engine. After that, each year will require approximately $225,000 to added to keep up.

Project Justification and Implementation Strategy:
Currently the department has $407,000 in this account presently, however this is necessary if the Town wishes to pay cash for any future vehicles. To assume the town would like to continue leasing would be shortsighted. Cost of vehicles continue to rise at unprecedented rates and the waiting period for vehicles is also extremely long with our last purchase for a standard 3500 pickup truck took 16 months from the time of order to receiving the vehicle.

Other Information:
Since the purchase of Fire trucks is also significantly longer than in years past, with waiting just a year for an engine in previous budgets, it is now closer to 2-12 to 3 years to purchase an engine. This is a factor that must be considered as the Town moves forward each and every year. The additional time added to the purchase of these trucks should require the FD to request the additional engine as soon as next year's budget presentation or FY 2026.

FY 2025 CIP Request

IMPLMENTATION SCHEDULE (Fiscal Years)						
	Department Head Request			Town Manager Recommendation		
Amount of Check Needed in FY 2025:						
Amount to be Added to Reserve in FY 2025:	$200,000			$200,000		
Department Head Future Fiscal Year Planning	2026	2027	2028	2029	2030	Future
Amount of Check Needed per Year:						
Amount to be Added to Reserve per Year:	$225,000	$225,000	$225,000	$250,000	$250,000	

FY 2025 CIP Request

Department:	Fire Department
Project/Item Name:	Replacement Gear
Total Project Cost:	$136,400
Project Funding Source:	Taxes
Annual Operating Costs:	Operating
Annual Maintenance Costs:	Operating
Estimated Life:	10 years
Departmental Priority:	High

Request Classification (Please place an X after Classification Description):

Building/Build Improvement		Conservation	
Vehicles		Technology	
Infrastructure		Equipment	X
Other			

Description of Project/Item:
Purchase of 22 ($6,200 per set) full sets of NFPA 1851 (Standard on Selection, Care, and Maintenance of Protective Ensembles for Structural Fire Fighting and Proximity Fire Fighting) compliant personal protective equipment to include; turnout coat, pants, helmets, helmet shields, structural firefighting gloves, vehicle extrication gloves, and hood.

Project Justification and Implementation Strategy:
Career Firefighters are required to have two sets of gear per the CBA. Currently, each career firefighter only has one set of gear. This will put us in compliance with the CBA. Additionally, members of the call force are still required to have the same NFPA compliant personal protective equipment for structural firefighting. This will allow us to outfit our call company members as well.

Other Information:
This cost reflects a 15% increase for expected price inflation. Based on our most recent purchase of gear, the price has almost doubled in the last four years.
A gear replacement plan will be implemented for current members. The amount added to the reserve per year will fund this plan. The projected cost is reflective of two sets of gear per year with a 15% increase per year in anticipated inflation.

FY 2025 CIP Request

IMPLMENTATION SCHEDULE (Fiscal Years)						
	Department Head Request			Town Manager Recommendation		
Amount of Check Needed in FY 2025:	$136,400			$136,400		
Amount to be Added to Reserve in FY 2025:	$136,400			$136,400		
Department Head Future Fiscal Year Planning	2026	2027	2028	2029	2030	Future
Amount of Check Needed per Year:						
Amount to be Added to Reserve per Year:	$14,260	$16,399	$18,859	$21,688	$24,941	TBD

FY 2025 CIP Request

Department:	Fire Department
Project/Item Name:	Fire Hose
Total Project Cost:	$65,000
Project Funding Source:	Taxes
Annual Operating Costs:	
Annual Maintenance Costs:	
Estimated Life:	30 years
Departmental Priority:	High

Request Classification (Please place an X after Classification Description):

Building/Build Improvement		Conservation	
Vehicles		Technology	
Infrastructure		Equipment	X
Other			

Description of Project/Item:
Replacement of fire hose that is end of life, nearing end of life, and planning for long term replacement.

*Current pricing as of 11/21/2023 is $49,760. The $65,000 takes into consideration a potential 30% cost increase.

Project Justification and Implementation Strategy:
NFPA 1962 has a requirement that fire hose manufactured prior to July 1987 be removed from service. We looked at our hoses inventory from the most recent testing and have developed a replacement plan. We currently have 35 lengths of hose that are pre- 1987.We have 36 lengths of hose that have an unknown age. We have 24 lengths of hose manufactured between the year 1987-2000 and 29 lengths of hose manufactured between the year 2000-2010.

All 2 inch and 3-inch hose will be removed and replaced with 2 ½ and 4-inch hose to complement our current inventory of 2 ½ and 4-inch hose. As shown in Table 2, all 2- and 3-inch hose are either pre-1987 or have an unknown age.

We will place new hose on our current apparatus and supplement our spare hose rack with the hose that remains in service.
Table 1, Table 2 and Table 3 show the inventory of our current hose, the hose to be replaced, and the replacement plan.

FY 2025 CIP Request

Other Information:

It is important to keep and maintain spare hose in the event of hose on the apparatus being damaged at an incident.

IMPLMENTATION SCHEDULE (Fiscal Years)						
	Department Head Request			Town Manager Recommendation		
Amount of Check Needed in FY 2025:	$65,000.00			$65,000		
Amount to be Added to Reserve in FY 2025:	65,000.00			$65,000		
Department Head Future Fiscal Year Planning	2026	2027	2028	2029	2030	Future
Amount of Check Needed per Year:						
Amount to be Added to Reserve per Year:						

Table 1. Current Inventory

	# of lengths	100' Length	50' Length	<50 Lenth	Total Feet
1 ¾ inch	114	38	60	15	6,965
2 inch	17	n/a	17	n/a	850
2 ½ inch	44	3	39	2	2,270
3 inch	18		16	2	785
4 inch	100	86	6	8	9,100
				In Service	**19,970**
				Out of Service/ Failed Hose Test	**250**

Table 2. Hose to be replaced

	Unknown Age	Age- Pre 1987	1988-2000	2000-2010	Total	Feet
	# of lengths	# of lengths	# of lengths	# of lengths		
1 ¾ inch		1	23	13	37	1,765
2 inch		12	1	4	17	850
2 ½ inch	23	14			37	1810
3 inch	13	5			18	785
4 inch		3		12	15	1225
						6,435

**n/a = no age specified/unknown age of hose

Table 3. Replacement Plan

	50' Length	100' Length	Total feet
1 ¾ inch	45		2,250
2 ½ inch	50		2,500
4 inch	5	20	2,250
			7,000

FY 2025 CIP Request

Department:	Fire Department
Project/Item Name:	Radio Replacement Fund
Total Project Cost:	$75,000.00
Project Funding Source:	Taxes
Annual Operating Costs:	0
Annual Maintenance Costs:	$792.00
Estimated Life:	10 Years
Departmental Priority:	Moderate

Request Classification (Please place an X after Classification Description):

Building/Build Improvement		Conservation	
Vehicles		Technology	
Infrastructure		Equipment	X
Other			

Description of Project/Item:
Purchasing $65K this year and adding $10K this year and adding $20K to reserve each year going forward.

Project Justification and Implementation Strategy:
We need to continue to improve the level of radio communication capabilities within the department and with our mutual aid partners.
The increase is to upgrade outdated mobile radios that have been passed down from old apparatus. This increase will allow us to upgrade both mobile radios (UHF and VHF) in Engine 3, Truck 6, and Car 1. The remaining money will be used to purchase (6) Dual Band (UHF and VHF) APX8000XE portable radios and 6 Vehicle Chargers. The (6) Dual Band portables would be placed on the lead apparatus as well as 1 for each command car.

Other Information:
Many of our mutual aid partners operate on UHF radios. The dual band portables will allow us to communicate with our mutual partners on their primary and operational channels. While the dual band radios are the most affective for our operations, they are also more costly, which is the primary reasoning for purchasing a limited number of these radios.

FY 2025 CIP Request

IMPLMENTATION SCHEDULE (Fiscal Years)						
	Department Head Request			Town Manager Recommendation		
Amount of Check Needed in FY 2025:	$65,000.00			$65,000		
Amount to be Added to Reserve in FY 2025:	$75,000.00			$75,000		
Department Head Future Fiscal Year Planning	2026	2027	2028	2029	2030	Future
Amount of Check Needed per Year:						
Amount to be Added to Reserve per Year:	$20,000	$20,000	$20,000	$20,000	$20,000	$20,000

BUDGET LINE ITEM DETAIL

IT INFRASTRUCTURE	FY 2021 ACTUALS	FY 2022 ACTUALS	FY 2023 ACTUALS	FY 2024 REVISED	FY 2024 ACTUALS	DEPT HEAD PROPOSED	TOWN MANAGER PROPOSED	DOLLAR CHANGE	PCT CHANGE
MAINTENANCE	$ 312,924	$ 302,209	$ 307,609	$ 413,000	$ 205,407	$ 539,483	$ 539,483	$ 126,483	30.6%
TECHNOLOGY COMMITTEE	$ 2,379	$ 481	$ -	$ -	$ -	$ -	$ -	$ -	0.0%
COPIER RENTALS/LEASES	$ -	$ -	$ -	$ 19,000	$ 10,782	$ 14,450	$ 14,450	$ (4,550)	0.0%
SUBTOTAL OPERATIONS	**$ 315,303**	**$ 302,690**	**$ 307,609**	**$ 432,000**	**$ 216,189**	**$ 553,933**	**$ 553,933**	**$ 121,933**	**28.2%**
TOTAL IT INFRASTRUCTURE	**$ 315,303**	**$ 302,690**	**$ 307,609**	**$ 432,000**	**$ 216,189**	**$ 553,933**	**$ 553,933**	**$ 121,933**	**28.2%**

Software Licensing/Monthly Recurring Fee		FY 24	FY 25
	MUNIS	$70,000.00	$73,500.00
	Vision	$21,364.00	$22,432.20
	Urban	$2,000.00	$0.00
	General Assistance	$1,500.00	$1,500.00
	Transfer Station Stickers	$500.00	$500.00
	Pubworks	$3,485.00	
	Treeno & Autostore	$5,000.00	$5,000.00
	Townhall Streams	$3,500.00	$3,500.00
	Website (Hosting, Flipsnack, Website Refresh)	$7,000.00	$7,350.00
	Website GIS Annual Fee	$3,000.00	$3,150.00
	ESRI License	$500.00	$525.00
	ARC GIS Creator License	$500.00	$525.00
	CAI Annual Fee (Advanced Quarries Fee)	$800.00	$800.00
	PW - Mitchell Diagnostic Software	$2,000.00	
	PW - Server for Fuel System	$6,000.00	
	Harris - Dog Program		$437.00
	Harris - Business License		$2,000.00
	Monsido - Website Compliance		$4,620.00
	E-Lan Fiber Increase		$54,192.00
	Nearmap		$16,000.00
	Unforseen Needs	$3,667.00	$3,667.00
Total Town Software Licensing/Recurring Fees		$130,816.00	$199,698.20
	Logically Proposed Budget		
	Managed Services	$260,004.00	$317,604.00
	Annual Warranty/Support	$22,180.00	$22,180.00
Total Logically		$282,184.00	$339,784.00
Total Information Technology		$413,000.00	$539,482.20

Logically Services	
Logically Monthly Recurring	
Logically Managed Services Contract	$112,800.00
Logically VCIO	$18,000.00
Logically Security	$95,400.00
Backup	$39,000.00
Logically Totals	**$265,200.00**
Other Monthly Recurring	
O365 licensing (Vendor: LiftOff)	$38,004.00
Azure AD Premium P1 (Vendor: LiftOff)	$14,400.00
Total Contracts	**$52,404.00**
Infrastructure Warranty/Support Renewals (Annual Costs)	
Server Infrastructure Support Renewals (Nimble/HPE/Dell)	$9,000.00
Firewall Support Renewals (Fortigate)	$7,500.00
Network Infrastrcuture Support Renewals (Cisco/Meriaki)	$5,000.00
SSL Cert	$680.00
Total Warranty/Support	**$22,180.00**
Logically Total	**$339,784.00**

FY 2025 CIP Request

Department:	IT
Project/Item Name:	Town of Wells IT Infrastructure
Total Project Cost:	$429,600.00
Project Funding Source:	CIP
Annual Operating Costs:	
Annual Maintenance Costs:	
Estimated Life:	5 Years
Departmental Priority:	1

Request Classification (Please place an X after Classification Description):

Building/Build Improvement		Conservation	
Vehicles		Technology	X
Infrastructure		Equipment	
Other			

Description of Project/Item:
Continue the refresh of the towns townwide server infrastructure.

This includes replacing the townwide servers, replacing wireless access points at the Public Safety Complex and Town Hall, replacing firewalls at the Library, Harbormaster and Transfer Station.

Project Justification and Implementation Strategy:
The refresh is needed to keep the town's IT infrastructure current and up to industry standards.

Other Information:

IMPLMENTATION SCHEDULE (Fiscal Years)						
	Department Head Request			Town Manager Recommendation		
Amount of Check Needed in FY 2025:	$429,600.00			$429,600		
Amount to be Added to Reserve in FY 2025:	$429,600.00			$429,600		
Department Head Future Fiscal Year Planning	2026	2027	2028	2029	2030	Future
Amount of Check Needed per Year:	50,000	50,000	50,000	50,000	400,000	
Amount to be Added to Reserve per Year:	150,000	150,000	150,000	150,000	150,000	

Town of Wells - IT Budgetary Road Map

FY25-29

Type	Location	Device/Application	Install Date	Lifespan yrs	FY	Model	Budget	Comments
TOWHVHOST01 - HYPER-V Host 1	PD\ALL	Dell PowerEdge	2019	5	25	Dell R640	$ 28,750.00	VMhost1, located in PD
TOWHVHOST02 - HYPER-V Host 2	PD	Dell PowerEdge	2019	5	25	Dell R640	$ 28,750.00	VMhost2, located in PD
TOWHVHOST03 - HYPER-V Host 3	PD	Dell PowerEdge	2019	5	25	Dell R640	$ 28,750.00	VMhost3, located in PD
Nimble SAN - Storage Area Network Appliance	PD	Nimble	2019	5	25	Nimble HFXX	$ 115,000.00	Storage Appliance
Storage Switch 1	PD	HPE	2019	5	25	HPE 10GB	$ 14,000.00	SAN Switch
Storage Switch 2	PD	HPE	2019	5	25	HPE 10GB	$ 14,000.00	SAN Switch
Microsoft Licensing Upgrade	All	Microsoft Server and User Licensing	New	6	25	Server 2022 Datacenter	$ 62,000.00	Windows Server DataCenter Licensing
Microsoft Licensing Upgrade	All	Microsoft User CALs	New	6	25	Server 2022 User CALs	$ 6,850.00	Windows Server User CALs
Access Point 1	PD/FD	Meraki MR42	2019	5	25	MR4X	$ 2,250.00	Wireless Access Points / Labor
Access Point 2	PD/FD	Meraki MR42	2019	5	25	MR4X	$ 2,250.00	Wireless Access Points / Labor
Access Point 3	PD/FD	Meraki MR42	2019	5	25	MR4X	$ 2,250.00	Wireless Access Points / Labor
Access Point 4	PD/FD	Meraki MR42	2019	5	25	MR4X	$ 2,250.00	Wireless Access Points / Labor
Access Point 5	PD/FD	Meraki MR42	2019	5	25	MR4X	$ 2,250.00	Wireless Access Points / Labor
Access Point 6	PD/FD	Meraki MR42	2019	5	25	MR4X	$ 2,250.00	Wireless Access Points / Labor
Access Point 7	PD/FD	Meraki MR42	2019	5	25	MR4X	$ 2,250.00	Wireless Access Points / Labor
Access Point 8	PD/FD	Meraki MR42	2019	5	25	MR4X	$ 2,250.00	Wireless Access Points / Labor
Access Point 9	PD/FD	Meraki MR42	2019	5	25	MR4X	$ 2,250.00	Wireless Access Points / Labor
Access Point 10	PD/FD	Meraki MR42	2019	5	25	MR4X	$ 2,250.00	Wireless Access Points / Labor
Access Point 11	PD/FD	Meraki MR42	2019	5	25	MR4X	$ 2,250.00	Wireless Access Points / Labor
Access Point 12	PD/FD	Meraki MR42	2019	5	25	MR4X	$ 2,250.00	Wireless Access Points / Labor
Access Point 13	PD/FD	Meraki MR42	2019	5	25	MR4X	$ 2,250.00	Wireless Access Points / Labor
Access Point 14	PD/FD	Meraki MR42	2019	5	25	MR4X	$ 2,250.00	Wireless Access Points / Labor
Access Point 15	PD/FD	Meraki MR42	2019	5	25	MR4X	$ 2,250.00	Wireless Access Points / Labor
Access Point 16	PD/FD	Meraki MR42	2019	5	25	MR4X	$ 2,250.00	Wireless Access Points / Labor
Access Point 17	PD/FD	Meraki MR42	2019	5	25	MR4X	$ 2,250.00	Wireless Access Points / Labor
Access Point 18	PD/FD	Meraki MR42	2019	5	25	MR4X	$ 2,250.00	Wireless Access Points / Labor
Access Point 19	PD/FD	Meraki MR42	2019	5	25	MR4X	$ 2,250.00	Wireless Access Points / Labor
Access Point 20	PD/FD	Meraki MR42	2019	5	25	MR4X	$ 2,250.00	Wireless Access Points / Labor
Access Point 21	PD/FD	Meraki MR42	2019	5	25	MR4X	$ 2,250.00	Wireless Access Points / Labor
Access Point 22	PD/FD	Meraki MR42	2019	5	25	MR4X	$ 2,250.00	Wireless Access Points / Labor
Access Point 23	PD/FD	Meraki MR42	2019	5	25	MR4X	$ 2,250.00	Wireless Access Points / Labor
Access Point 24	PD/FD	Meraki MR42	2019	5	25	MR4X	$ 2,250.00	Wireless Access Points / Labor
Access Point 1	Town Hall	Meraki MR42	2019	5	25	MR4X	$ 2,250.00	Wireless Access Points / Labor
Access Point 2	Town Hall	Meraki MR42	2019	5	25	MR4X	$ 2,250.00	Wireless Access Points / Labor
Firewall FG90E	Library	90E	N/A	5	25	FG60F	$ 3,500.00	
Firewall FG30E	Harbormaster	30E	N/A	5	25	FG60X	$ 3,500.00	
Firewall FG60E	Transfer Station	60E	N/A	5	25	FG60X	$ 3,500.00	
Server Infrastructure Upgrade	All	PD DataCenter	New	5	25	Multi-Vendor	$ 62,500.00	Project/PM Labor for Server Infrastructure and Power

FY 2025	Budgeted
	$ 429,600.00

Remaining Projects as of 9/28/23
Unspent Budget as of 9/28/23

Logically - Private

FY 2025 CIP Request

Department:	IT
Project/Item Name:	Townwide Purchase, Replacement, & Upgrade of CCTV
Total Project Cost:	$120,762
Project Funding Source:	Taxation
Annual Operating Costs:	Varies Per Project
Annual Maintenance Costs:	Varies Per Project
Estimated Life:	
Departmental Priority:	

Request Classification (Please place an X after Classification Description):

Building/Build Improvement		Conservation	
Vehicles		Technology	X
Infrastructure		Equipment	
Other			

Projects for FY25

1. **Description of Project/Item: ($20,000 per year)**

   Establish a fund to address any maintenance issues and establish a refresh schedule for our CCTV camera systems.

   Project Justification and Implementation Strategy:

   This fund will provide the needed funding to address any maintenance issues that come up throughout the year with our CCTV systems. It will also establish a refresh schedule to replace end of life cameras, servers, and infrastructure.

2. **Description of Project/Item: ($38,662.50)**

   Installation of a CCTV system at the public works facility. The DPW yard is easily accessed and is frequently used by members of the public as a cut through, or a resting spot for motorists. As the public works campus houses an enormous amount of town assets it is necessary to see who is on the property and coming into the facility. This system would also monitor the Towns fueling station.

   Project Justification and Implementation Strategy:

   This is to better protect the buildings that make up the PW facility and the assets they house. This is an open site with no fencing. There is a second entrance to the site off Swamp John Road which is a blind spot and this system would help with that.

   Enhanced Security: The installation of this modern camera system can significantly improve our workplace safety and loss control.

3. **Description of Project/Item: ($25,446.54)**

FY 2025 CIP Request

This project is to replace existing cameras that are near end of life and starting to fail. It will also add cameras to address blind spots at the harbor.

Project Justification and Implementation Strategy:

The goal is to replace existing cameras that are near end of life due to the harsh ocean environment and outdated technology. This project will also address blind spots at Wells Harbor by adding cameras to monitor Shellfish Lab, launch ramp and additional floats.

4. **Description of Project/Item: ($36, 652.84)**

Install security cameras strategically inside and outside the library facility.

Project Justification and Implementation Strategy:

A security camera system will provide better safety to library patrons and staff. There have been incidents at the library in the recent past where it would have been beneficial to have a security camera system to either record the incident or face of the perpetrator. Connectivity Point is the vendor who handles all other town security camera installations, so this would enable the police department to access the recordings as needed.

Installation would begin in FY25 as soon as Connectivity Point could schedule the library in. They will work as much as possible during Tuesday & Thursday mornings when the library does not open until 1:00pm.

Other Information:

Licenses per camera will cost approximately $50.00ea after year 3. There should be minimal annual maintenance. $1,500 has been budgeted unforeseen circumstances.

IMPLMENTATION SCHEDULE (Fiscal Years)						
	Department Head Request			Town Manager Recommendation		
Amount of Check Needed in FY 2025:	$100,762			$100,762		
Amount to be Added to Reserve in FY 2025:	$120,762			$103,862		
Department Head Future Fiscal Year Planning	2026	2027	2028	2029	2030	Future
Amount of Check Needed per Year:	$10,000	$10,000	$10,000	$10,000	$10,000	
Amount to be Added to Reserve per Year:	$20,000	$20,000	$20,000	$20,000	$20,000	

BUDGET LINE ITEM DETAIL

POLICE	FY 2021 ACTUALS	FY 2022 ACTUALS	FY 2023 ACTUALS	FY 2024 REVISED	FY 2024 ACTUALS	DEPT HEAD PROPOSED	TOWN MANAGER PROPOSED	DOLLAR CHANGE	PCT CHANGE
MISCELLANEOUS	$ 982	$ 1,510	$ 303	$ 1,500	$ 816	$ 1,500	$ 1,500	$ -	0.0%
POLICE FINES	$ 35,330	$ 14,961	$ 7,203	$ 25,000	$ 4,876	$ 15,000	$ 15,000	$ (10,000)	-40.0%
GUN PERMITS	$ 1,449	$ 1,490	$ 1,212	$ 900	$ 634	$ 1,200	$ 1,200	$ 300	33.3%
ACCIDENT REPORTS	$ 2,238	$ 2,725	$ 2,915	$ 2,200	$ 1,615	$ 2,800	$ 2,800	$ 600	27.3%
POLICE SALARY REIMBURSEMENT	$ 21,242	$ 128,700	$ 157,343	$ 134,000	$ 157,926	$ 150,000	$ 150,000	$ 16,000	11.9%
SUBTOTAL REVENUES	**$ 61,241**	**$ 149,386**	**$ 168,976**	**$ 163,600**	**$ 165,867**	**$ 170,500**	**$ 170,500**	**$ 6,900**	**4.2%**
REGULAR	$ 1,182,068	$ 1,246,228	$ 1,285,287	$ 1,528,113	$ 830,410	$ 1,940,402	$ 1,940,402	$ 412,289	27.0%
ADMINISTRATIVE	$ 382,523	$ 408,314	$ 389,708	$ 425,767	$ 243,267	$ 464,819	$ 464,819	$ 39,052	9.2%
RESERVE/SEASONAL	$ 96,551	$ 112,182	$ 109,510	$ 153,725	$ 36,145	$ 154,000	$ 154,000	$ 275	0.2%
OVERTIME	$ 289,408	$ 372,758	$ 422,313	$ 360,911	$ 364,108	$ 662,000	$ 662,000	$ 301,089	83.4%
FICA	$ 150,085	$ 157,564	$ 160,570	$ 218,777	$ 108,192	$ 232,840	$ 232,840	$ 14,063	6.4%
MSRS + ICMA	$ 195,686	$ 212,643	$ 220,112	$ 212,370	$ 148,400	$ 399,050	$ 399,050	$ 186,680	87.9%
HEALTH INSURANCE	$ 329,205	$ 300,049	$ 268,678	$ 359,126	$ 169,220	$ 414,138	$ 414,138	$ 55,012	15.3%
SUBTOTAL SALARY & BENEFITS	**$ 2,625,526**	**$ 2,809,738**	**$ 2,856,178**	**$ 3,258,789**	**$ 1,899,741**	**$ 4,267,249**	**$ 4,267,249**	**$ 1,008,460**	**30.9%**
POSTAGE	$ 1,049	$ 1,053	$ 1,014	$ 1,200	$ 381	$ 1,000	$ 1,000	$ (200)	-16.7%
VEHICLE REPLACEMENT	$ 92,082	$ 110,590	$ 122,096	$ 140,000	$ 87,376	$ 160,000	$ 160,000	$ 20,000	14.3%
ELECTRICITY	$ 207	$ 1,267	$ 2,600	$ 3,000	$ 1,386	$ 3,150	$ 3,150	$ 150	5.0%
TELEPHONE	$ 12,790	$ 12,721	$ 21,670	$ 22,000	$ 12,048	$ 22,700	$ 22,700	$ 700	3.2%
BUILDING	$ 19,347	$ 48,746	$ 51,003	$ 50,000	$ 13,567	$ 51,500	$ 51,500	$ 1,500	3.0%
AGREEMENTS/CONTRACTS	$ 49,802	$ 49,307	$ 68,117	$ 52,000	$ 33,684	$ 69,000	$ 69,000	$ 17,000	32.7%
REPAIR & MAINT EQUIPMENT	$ 24,079	$ 22,607	$ 29,614	$ 24,000	$ 12,920	$ 25,200	$ 25,200	$ 1,200	5.0%
OTHER SERVICES AND CHARGES	$ 2,868	$ 7,584	$ 6,100	$ 6,100	$ 3,604	$ 6,900	$ 6,900	$ 800	13.1%
EQUIPMENT	$ 82,753	$ 77,255	$ 89,967	$ 94,500	$ 47,999	$ 99,500	$ 99,500	$ 5,000	5.3%
OFFICE SUPPLIES	$ 3,534	$ 5,611	$ 3,176	$ 5,000	$ 1,140	$ 5,000	$ 5,000	$ -	0.0%
UNIFORMS	$ 26,920	$ 29,339	$ 22,588	$ 33,000	$ 18,510	$ 33,000	$ 33,000	$ -	0.0%
BULLET RESISTANT VESTS	$ -	$ 4,528	$ -	$ 4,200	$ 1,238	$ 4,200	$ 4,200	$ -	0.0%
TIRES AND TUBES	$ 10,205	$ 6,689	$ 11,824	$ 12,650	$ 6,798	$ 12,650	$ 12,650	$ -	0.0%
GAS & OIL	$ 45,218	$ 62,900	$ 69,764	$ 60,000	$ 32,787	$ 67,000	$ 67,000	$ 7,000	11.7%
GENERAL - TRAINING	$ 17,061	$ 23,723	$ 23,647	$ 24,500	$ 25,666	$ 27,000	$ 27,000	$ 2,500	10.2%
NEW OFFICER PROCESSING	$ 3,014	$ 4,232	$ 5,487	$ 4,000	$ 600	$ 4,000	$ 4,000	$ -	0.0%
DOGS	$ 2,592	$ 6,683	$ 19,352	$ 9,250	$ 3,471	$ 9,250	$ 9,250	$ -	0.0%
BICYCLE PATROL	$ 2,277	$ 2,447	$ 5,377	$ 4,000	$ -	$ 4,000	$ 4,000	$ -	0.0%
INVESTIGATIVE SERVICES	$ 2,541	$ 3,144	$ 2,696	$ 3,000	$ 2,804	$ 3,000	$ 3,000	$ -	0.0%
SUBTOTAL OPERATIONS	**$ 398,340**	**$ 480,426**	**$ 556,090**	**$ 552,400**	**$ 305,979**	**$ 608,050**	**$ 608,050**	**$ 55,650**	**10.1%**
TOTAL POLICE	**$ 2,962,626**	**$ 3,140,777**	**$ 3,243,293**	**$ 3,647,589**	**$ 2,039,853**	**$ 4,704,799**	**$ 4,704,799**	**$ 1,057,210**	**29.0%**

BUDGET LINE ITEM DETAIL

	FY 2021 ACTUALS	FY 2022 ACTUALS	FY 2023 ACTUALS	FY 2024 REVISED	FY 2024 ACTUALS	DEPT HEAD PROPOSED	TOWN MANAGER PROPOSED	DOLLAR CHANGE	PCT CHANGE
DISPATCH									
DISPATCH - OGT	$ 105,000	$ 110,000	$ 115,000	$ 120,000	$ 60,000	$ 130,000	$ 130,000	$ 10,000	8.3%
SUBTOTAL REVENUES	**$ 105,000**	**$ 110,000**	**$ 115,000**	**$ 120,000**	**$ 60,000**	**$ 130,000**	**$ 130,000**	**$ 10,000**	**8.3%**
REGULAR	$ 382,161	$ 407,075	$ 426,906	$ 499,035	$ 286,847	$ 660,293	$ 660,293	$ 161,258	32.3%
PART-TIME	$ 22,963	$ 7,799	$ 8,124	$ 24,000	$ 11,987	$ 24,000	$ 24,000	$ -	0.0%
OVERTIME	$ 65,932	$ 77,686	$ 88,129	$ 98,810	$ 80,379	$ 148,585	$ 148,585	$ 49,775	50.4%
FICA	$ 34,259	$ 35,230	$ 37,109	$ 42,647	$ 27,476	$ 62,131	$ 62,131	$ 19,484	45.7%
MSRS + ICMA	$ 43,452	$ 49,506	$ 53,569	$ 66,280	$ 38,102	$ 98,773	$ 98,773	$ 32,493	49.0%
HEALTH INSURANCE	$ 71,914	$ 86,758	$ 94,604	$ 121,895	$ 56,474	$ 99,517	$ 99,517	$ (22,378)	-18.4%
SUBTOTAL SALARY & BENEFITS	**$ 620,680**	**$ 664,054**	**$ 708,442**	**$ 852,667**	**$ 501,266**	**$ 1,093,299**	**$ 1,093,299**	**$ 240,632**	**28.2%**
PSAP SERVICES	$ 35,926	$ 35,168	$ 37,680	$ 49,100	$ 49,088	$ 51,975	$ 51,975	$ 2,875	5.9%
OPERATING SUPPLIES	$ 36,246	$ 31,102	$ 37,602	$ 31,600	$ 25,695	$ 33,180	$ 33,180	$ 1,580	5.0%
UNIFORMS	$ 3,503	$ 5,152	$ 2,787	$ 6,750	$ 541	$ 7,000	$ 7,000	$ 250	3.7%
RADIO CONSOLE	$ 51,799	$ 22,050	$ 6,418	$ 38,000	$ 41,614	$ 43,000	$ 43,000	$ 5,000	13.2%
GENERAL - TRAINING	$ 1,492	$ 1,319	$ 2,744	$ 4,000	$ 3,012	$ 4,500	$ 4,500	$ 500	12.5%
SUBTOTAL OPERATIONS	**$ 128,966**	**$ 94,792**	**$ 87,230**	**$ 129,450**	**$ 119,949**	**$ 139,655**	**$ 139,655**	**$ 10,205**	**7.9%**
TOTAL DISPATCH	**$ 644,647**	**$ 648,846**	**$ 680,672**	**$ 862,117**	**$ 561,214**	**$ 1,102,954**	**$ 1,102,954**	**$ 240,837**	**27.9%**
PUBLIC SAFETY FACILITY									
SEWER	$ 1,822	$ 408	$ 2,213	$ 2,000	$ 1,139	$ 2,280	$ 2,280	$ 280	14.0%
ELECTRICITY	$ 32,126	$ 49,937	$ 55,126	$ 38,220	$ 23,657	$ 50,000	$ 50,000	$ 11,780	30.8%
WATER	$ 5,650	$ 6,753	$ 4,879	$ 7,650	$ 4,093	$ 8,415	$ 8,415	$ 765	10.0%
TELEPHONE	$ 42,148	$ 41,918	$ 34,904	$ 38,220	$ 17,433	$ 40,135	$ 40,135	$ 1,915	5.0%
PROPANE/NATURAL GAS	$ 8,456	$ 7,678	$ 6,845	$ 8,490	$ 2,016	$ 7,000	$ 7,000	$ (1,490)	-17.6%
BUILDING	$ 52,158	$ 29,069	$ 46,201	$ 31,000	$ 28,884	$ 34,000	$ 34,000	$ 3,000	9.7%
TOWER LEASE	$ 8,962	$ 8,729	$ 9,008	$ 10,000	$ 3,800	$ 10,000	$ 10,000	$ -	0.0%
SUBTOTAL OPERATIONS	**$ 151,321**	**$ 144,492**	**$ 159,176**	**$ 135,580**	**$ 81,023**	**$ 151,830**	**$ 151,830**	**$ 16,250**	**12.0%**
TOTAL PUB SAFETY FACILITY	**$ 21,936**	**$ 151,321**	**$ 144,492**	**$ 133,340**	**$ 66,898**	**$ 135,580**	**$ 135,580**	**$ 2,240**	**1.7%**
TOWNWIDE UTILITIES									
STREET LIGHT ELECTRICITY	$ 7,873	$ 20,727	$ 55,149	$ 40,000	$ 36,687	$ 60,000	$ 60,000	$ 20,000	50.0%
TRAFFIC LIGHT R&M	$ -	$ 16,724	$ 26,154	$ 17,000	$ 15,412	$ 21,000	$ 21,000	$ 4,000	23.5%
HYDRANT RENTAL	$ 157,295	$ 157,732	$ 152,908	$ 164,050	$ 95,824	$ 165,000	$ 165,000	$ 950	0.6%
SUBTOTAL OPERATIONS	**$ 165,168**	**$ 195,182**	**$ 234,212**	**$ 221,050**	**$ 147,923**	**$ 246,000**	**$ 246,000**	**$ 24,950**	**11.3%**
TOTAL TOWNWIDE UTILITIES	**$ 165,168**	**$ 195,182**	**$ 234,212**	**$ 221,050**	**$ 147,923**	**$ 246,000**	**$ 246,000**	**$ 24,950**	**11.3%**

BUDGET LINE ITEM DETAIL

ANIMAL CONTROL	FY 2021 ACTUALS	FY 2022 ACTUALS	FY 2023 ACTUALS	FY 2024 REVISED	FY 2024 ACTUALS	DEPT HEAD PROPOSED	TOWN MANAGER PROPOSED	DOLLAR CHANGE	PCT CHANGE
REGULAR	$ 46,191	$ 25,365	$ 40,129	$ 49,254	$ 30,133	$ 58,969	$ 58,969	$ 9,715	19.7%
RESERVE/SEASONAL	$ -	$ -	$ -	$ 3,100	$ -	$ 3,100	$ 3,100	$ -	0.0%
FICA	$ 3,052	$ 1,890	$ 3,421	$ 4,468	$ 2,787	$ 8,107	$ 8,107	$ 3,639	81.4%
MSRS + ICMA	$ 2,771	$ 1,930	$ 3,414	$ 4,384	$ 2,682	$ 5,838	$ 5,838	$ 1,454	33.2%
HEALTH INSURANCE	$ 19,876	$ 1,976	$ 4,585	$ 6,040	$ 6,292	$ 6,486	$ 6,486	$ 446	7.4%
SUBTOTAL SALARY & BENEFITS	**$ 71,891**	**$ 31,162**	**$ 51,548**	**$ 67,246**	**$ 41,894**	**$ 82,500**	**$ 82,500**	**$ 15,254**	**22.7%**
EQUIPMENT	$ 26	$ 1,066	$ 929	$ 800	$ 8	$ 880	$ 880	$ 80	10.0%
GENERAL - TRAINING	$ 60	$ 817	$ 784	$ 900	$ -	$ 900	$ 900	$ -	0.0%
SHELTER	$ 13,279	$ 13,269	$ 13,329	$ 15,000	$ 16,288	$ 16,525	$ 16,525	$ 1,525	10.2%
SUBTOTAL OPERATIONS	**$ 13,365**	**$ 15,152**	**$ 15,042**	**$ 16,700**	**$ 16,295**	**$ 18,305**	**$ 18,305**	**$ 1,605**	**9.6%**
TOTAL ANIMAL CONTROL	**$ 85,256**	**$ 46,313**	**$ 66,590**	**$ 83,946**	**$ 58,189**	**$ 100,805**	**$ 100,805**	**$ 16,859**	**20.1%**

FY 2025 CIP Request

Department:	Police & Dispatch
Project/Item Name:	Software Replacement (RMS, Dispatch, Admin. & other modules
Total Project Cost:	$400,000
Project Funding Source:	Reserve Account
Annual Operating Costs:	$25,000
Annual Maintenance Costs:	
Estimated Life:	10 Years
Departmental Priority:	1

Request Classification (Please place an X after Classification Description):

Building/Build Improvement		Conservation	
Vehicles		Technology	X
Infrastructure		Equipment	
Other			

Description of Project/Item:
Updated/Replacement Software

Project Justification and Implementation Strategy:
The current software is over 14 years old and life expectancy according to the company has been changed to approx. 3 to 5 years at most.

Other Information:

IMPLMENTATION SCHEDULE (Fiscal Years)						
	Department Head Request			Town Manager Recommendation		
Amount of Check Needed in FY 2025:						
Amount to be Added to Reserve in FY 2025:	100,000			$100,000		
Department Head Future Fiscal Year Planning	2026	2027	2028	2029	2030	Future
Amount of Check Needed per Year:		400,000				
Amount to be Added to Reserve per Year:	125,000	125,000				

BUDGET LINE ITEM DETAIL

AMBULANCE	FY 2021 ACTUALS	FY 2022 ACTUALS	FY 2023 ACTUALS	FY 2024 REVISED	FY 2024 ACTUALS	DEPT HEAD PROPOSED	TOWN MANAGER PROPOSED	DOLLAR CHANGE	PCT CHANGE
QUARTERLY PAYMENT	$ 365,000	$ 390,000	$ 400,000	$ 400,000	$ 300,000	$ 520,000	$ 520,000	$ 120,000	30.0%
SUBTOTAL OPERATIONS	**$ 365,000**	**$ 390,000**	**$ 400,000**	**$ 400,000**	**$ 300,000**	**$ 520,000**	**$ 520,000**	**$ 120,000**	**30.0%**
TOTAL AMBULANCE	**$ 365,000**	**$ 390,000**	**$ 400,000**	**$ 400,000**	**$ 300,000**	**$ 520,000**	**$ 520,000**	**$ 120,000**	**30.0%**

FY 2025 CIP Request

Department:	Wells Emergency Medical Services
Project/Item Name:	Ambulance Capital Improvement
Total Project Cost:	$150,000.00
Project Funding Source:	
Annual Operating Costs:	
Annual Maintenance Costs:	
Estimated Life:	
Departmental Priority:	1

Request Classification (Please place an X after Classification Description):

Building/Build Improvement		Conservation	
Vehicles	X	Technology	
Infrastructure		Equipment	
Other			

Description of Project/Item:
Add funding into CIP account for future purchase of a new ambulance.

Project Justification and Implementation Strategy:
Ambulance replacement is due to aging ambulances, increasing maintenance costs, newer safety features and technology.

Other Information:

IMPLMENTATION SCHEDULE (Fiscal Years)						
	Department Head Request			Town Manager Recommendation		
Amount of Check Needed in FY 2025:						
Amount to be Added to Reserve in FY 2025:	$150,000			$150,000		
Department Head Future Fiscal Year Planning	2026	2027	2028	2029	2030	Future
Amount of Check Needed per Year:						
Amount to be Added to Reserve per Year:	$150,000	$150,000	$175,000	$175,000.	$175,000	

FY 2025 CIP Request

Department:	Wells Emergency Medical Services
Project/Item Name:	Ambulance Stretcher
Total Project Cost:	$36,000.00
Project Funding Source:	
Annual Operating Costs:	
Annual Maintenance Costs:	Included in price of stretcher
Estimated Life:	10 years
Departmental Priority:	2

Request Classification (Please place an X after Classification Description):

Building/Build Improvement		Conservation	
Vehicles		Technology	
Infrastructure		Equipment	X
Other			

Description of Project/Item:
To purchase a stretcher that meets all new State of Maine, Federal Government specifications for EMS provider and patient safety.

Project Justification and Implementation Strategy:
To improve the safety of the EMS providers by preventing or reducing injuries as well as the safety of the patients. Purchasing the new stretcher has the possibility of reducing costs with the organization's worker's compensation carrier.

Other Information:
The new stretcher allows the EMS providers to continue patient care as needed when loading the patient into the back of the ambulance. ProCare maintenance program comes with the cost of the stretcher.

IMPLMENTATION SCHEDULE (Fiscal Years)						
	Department Head Request			Town Manager Recommendation		
Amount of Check Needed in FY 2025:	$36,000.00			$36,000		
Amount to be Added to Reserve in FY 2025:	$4,000.00			$4,000		
Department Head Future Fiscal Year Planning	2026	2027	2028	2029	2030	Future
Amount of Check Needed per Year:						
Amount to be Added to Reserve per Year:	$5,000.	$7,500	$10,000			

stryker

Power-PRO™ XT
powered ambulance cot

Power-PRO™ XT
powered ambulance cot

Our Power-PRO XT powered ambulance cot utilizes a battery-powered hydraulic system effectively raising and lowering a cot at the touch of a button.

1 in 4 EMS workers will suffer a career ending back injury within their first four years in the field[1]. The number one cause – Lifting. Our Power-PRO XT powered ambulance cot utilizes a battery-powered hydraulic system effectively raising and lowering a cot at the touch of a button. Use of the Power-PRO XT has proven to reduce spinal loading, resulting in reduced injuries, lost or modified workdays and Workers' Compensation costs, and increased recruitment and retention.

Each cot lift poses the risk for caregiver injury, but we have the **power** to reduce that risk. Introducing the Stryker Power-PRO XT – **More power to you**.

Key features

- Settable Load Height with Jog Function. Adjusts to fit your ambulance.
- Pneumatically Assisted Backrest. Significantly reduces operator effort and increases patient comfort.
- Fold-Down Siderails. A Stryker innovation. Siderails are designed to provide patients with a greater sense of security.
- Head- and Foot-end Lift and Grip Section . Lifting handles optimized to 30 degrees, the angle preferred by most operators.
- Foot-End Controls. Controls are duplicated on both upper and lower lift bars to accommodate operators of all sizes.
- Wheel-Lock. Power-PRO comes standard with dual wheel locks which help keep cot in place and allows for safer patient transfers.

Powerful options

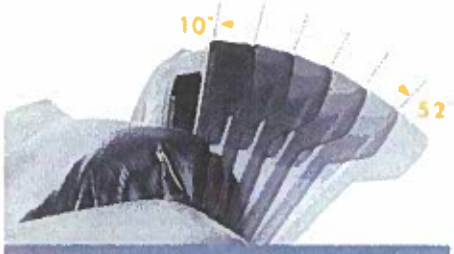

XPS expandable patient surface

Seven locking positions
Between 10 and 52 degrees

Cots with XPS meet current tip stability standards for both patient and provider safety[1]. Engineered for durability and cleanability, with a 6061-T6 aluminum core and over-mold design.

SMRT power system

SMRT Pak (2)
Powerful and dependable. Long run times give you confidence on every call.

Automatic charging
SMRT charger automatically evaluates the condition of each SMRT pak and cannot overcharge or overheat SMRT paks.

Steer-Lock system

Standard Features:
- Activation points at the head and foot end
- Durable stainless steel cable, aluminum frame, and high-strength nylon activation points
- Weight 2.5 lb (1.1 kg)

Retractable Head Section
Retractable head section provides 360-degree mobility in any height position.

XPS
Adjustable with seven locking positions and includes a wider mattress that reduces transfer gap and designed with patient comfort in mind.

Shock Flat Leg or Optional Knee Gatch Positioning
Knee gatch provides patient comfort and greater lift clearance.

SMRT Battery
Zero memory charging solution designed to give superior performance to your Power-LOAD cot

Hydraulic Lift System
Battery-powered hydraulic lift system with manual back-up for operator confidence.

Compatiblity Kit
Allows for Power-PRO XT cots to work with Power-LOAD, Performance LOAD or both

Steer-Lock
Maximizes cot mobility control by locking the head end casters into a straight position preventing cot drift and enhancing its turning precision.

X-Restraint Package
Meets SAE J3027 dynamic crash test safety standards.

In a national survey of 250 caregivers from 15 states that use the Stryker Powered System (Power-PRO XT & Power-LOAD ®)

99%
of those surveyed agree the Stryker Power-PRO XT has made their job easier.[4]

100%
reduction in back injuries was experienced by one service with the assistance of the Power-PRO XT Cot[2]

44%
results suggest adding powered cots to the lifting process may decrease the risk of developing a low back disorder[3]

50%
Use of a powered cot may decrease compression forces by approximately 50% and shear forces by approximately 46% as compared with a manual cot[1]

1. Sanders, Mick J. (2011) Mosby's Paramedic Textbook (4th ed., p. 36
2 Reference: Stryker. (2012). Superior Ambulance Case Study (Case Study on Power-PRO XT cots). Retrieved from: http://ems.stryker.com
3 Reference: T.K. Fredericks, S.R. Butt, K.S. Harms, J.D. Burns (2013). "Evaluation of Medical Cot Design Considering Biomedical Impact on Emergency Response Personnel." International Society for Occupation Ergonomics & Safety.
4 Stryker. (2016). Staff satisfaction (Caregivers agree that the stryker powered system increases staff satisfaction.). Retrieved from: http://ems.stryker.com

* Certified to IEC 60601-1 for Power-PRO XT and Power-PRO TL, BS-EN 1789 for Power-PRO XT, Power-PRO TL and Performance-PRO XT

Specifications

Model Number	**6506**
Height[1] (infinite height positioning between lowest and highest position)	
Highest Position	41.5 in. (105 cm)
Lowest Position	14 in. (36 cm)
Length	
Standard	81 in. (206 cm)
Minimum	63 in. (160 cm)
Width	23 in. (58 cm)
Weight[2]	125 lb (57 kg)
Wheels	
Diameter	6 in. (15 cm)
Width	2 in. (5 cm)
Articulation	
Backrest	0–73°
Shock Position	+15°
Optional Knee Gatch	30°
Maximum Weight Capacity[3]	700 lb (318 kg)
Minimum Operator Required	
Occupied Cot	2
Unoccupied Cot	1
Recommended Fastener System	
Power-LOAD	Model 6390
Floor Mount	Model 6370 or 6377
Wall Mount	Model 6371
Recommended Loading Height[4]	Up to 36 in. (91 cm)

[1] Height measured from bottom of mattress, at seat section, to ground level.

[2] Cot is weighed with one battery pack, without mattress and restraints.

[3] 700 lb weight capacity with an unassisted lift capacity of 500 lb (Cot loads over 300 lb (136 kg) may require additional assistance to meet the set cot load height).

[4] Can accommodate load decks up to 36 in. Load height can be set between 26 in and 36 in.

Stryker reserves the right to change specifications without notice.

In-service video included with every order.

The Power-PRO XT is designed to conform to the Federal Specification for the Star-of-Life Ambulance KKK-A-1822.

The Power-PRO XT is designed to be compatible with competitive cot fastener systems.

The yellow and black color scheme is a registered trademark of Stryker Corporation.

Meets dynamic crash standards with Power-LOAD cot fastening system (AS/NZS-4535, BS EN-1789 with X-restraints and SAE J3027) and Performance-LOAD cot fastening system (SAE J3027 with X-restraints).

Stryker Corporation or its divisions or other corporate affiliated entities own, use or have applied for the following trademarks or service marks: **Flex Financial, Power-LOAD, Power-PRO, ProCare, Stryker.** All other trademarks are trademarks of their respective owners or holder.

Technical Support

Stryker Technical Support comprises a team of professionals available to help with your Performance-LOAD needs. Contact via phone at 1 800 STRYKER or email at TechnicalSupport@Stryker.com.

ProCare Service from Stryker

With maintenance, service and work-flow solutions that proactively maintain your equipment, we help you get every last penny out of your investment. Two-hour priority response callback time and 24- to 72-hour product turnaround help you focus more on your patients and less on equipment upkeep.

Flex Financial Program

Our financial programs provide a range of smart alternatives designed to fit your organization's needs. We offer flexibility beyond a cash purchase with payment structures customizable to meet budgetary needs and help to build long-term financial stability. Specialized finance solutions for municipalities and other government agency businesses are also available.
To learn more about the wide range of financial services, call 1 888 308 3146.

The information presented in this brochure is intended to demonstrate a Stryker product. Always refer to the package insert, product label and/or user instructions before using any Stryker product. Products may not be available in all markets. Product availability is subject to the regulatory or medical practices that govern individual markets. Please contact your Stryker Account Manager if you have questions about the availability of Stryker products in your area.

3800 E. Centre Avenue
Portage, MI 49002 USA
t: 269 329 2100
toll free: 800 327 0770

ems.stryker.com

Mkt Lit-112-06162005 Rev K.1
Copyright © 2017 Stryker
Print in U.S.A.

Section Five

Public Works & Facilities

Transfer Station

Transportation Center

BUDGET LINE ITEM DETAIL

PUBLIC WORKS & FACILITIES	FY 2021 ACTUALS	FY 2022 ACTUALS	FY 2023 ACTUALS	FY 2024 REVISED	FY 2024 ACTUALS	DEPT HEAD PROPOSED	TOWN MANAGER PROPOSED	DOLLAR CHANGE	PCT CHANGE
ROAD OPENING PERMITS	$ 1,640	$ 655	$ 900	$ 1,000	$ 415	$ 1,000	$ 1,000	$ -	0.0%
SUBTOTAL REVENUES	**$ 1,640**	**$ 655**	**$ 900**	**$ 1,000**	**$ 415**	**$ 1,000**	**$ 1,000**	**$ -**	**0.0%**
REGULAR	$ 675,626	$ 696,484	$ 734,657	$ 754,694	$ 438,778	$ 985,834	$ 957,671	$ 202,977	26.9%
ADMINISTRATIVE	$ -	$ -	$ -	$ -	$ -	$ 52,416	$ 39,312		
RESERVE/SEASONAL	$ 15,800	$ 21,755	$ 29,745	$ 20,000	$ 33,040	$ -	$ -	$ (20,000)	-100.0%
OVERTIME	$ 28,509	$ 34,066	$ 35,397	$ 47,000	$ 26,885	$ 40,000	$ 40,000	$ (7,000)	-14.9%
GRAVESITE BEAUTIFICATION/MAINT	$ 5,154	$ 4,316	$ 2,512	$ 8,000	$ -	$ -	$ -	$ (8,000)	-100.0%
FICA	$ 49,993	$ 52,222	$ 57,692	$ 58,548	$ 35,971	$ 76,593	$ 73,764	$ 15,216	26.0%
MSRS + ICMA	$ 40,267	$ 46,136	$ 52,624	$ 61,794	$ 36,219	$ 93,799	$ 89,714	$ 27,920	45.2%
HEALTH INSURANCE	$ 175,615	$ 162,798	$ 162,751	$ 210,106	$ 93,765	$ 246,793	$ 231,690	$ 21,584	10.3%
SUBTOTAL SALARY & BENEFITS	**$ 990,964**	**$ 1,017,777**	**$ 1,075,377**	**$ 1,160,142**	**$ 664,658**	**$ 1,495,435**	**$ 1,432,151**	**$ 272,009**	**23.4%**
TRANSPORTATION	$ 4,335	$ 4,207	$ 5,474	$ 5,800	$ 2,074	$ 9,600	$ 9,600	$ 3,800	65.5%
SEWER	$ -	$ 237	$ 292	$ 400	$ 174	$ 450	$ 450	$ 50	12.5%
ELECTRICITY	$ 7,815	$ 8,765	$ 11,629	$ 10,900	$ 5,740	$ 12,000	$ 12,000	$ 1,100	10.1%
WATER	$ -	$ 31	$ -	$ 200	$ 5,216	$ 10,000	$ 10,000	$ 9,800	4900.0%
HEATING FUEL	$ 7,555	$ 13,073	$ 11,086	$ 14,000	$ 2,506	$ 12,000	$ 12,000	$ (2,000)	-14.3%
TELEPHONE	$ 3,204	$ 3,906	$ 3,996	$ 4,300	$ 2,324	$ 5,900	$ 5,900	$ 1,600	37.2%
CABLE/INTERNET	$ 1,274	$ 1,436	$ 1,767	$ 1,420	$ 759	$ 1,500	$ 1,500	$ 80	5.6%
HIGHWAY DEPT REP/MAINT EQUIP	$ 62,893	$ 68,642	$ 105,670	$ 90,000	$ 46,317	$ 100,000	$ 100,000	$ 10,000	11.1%
BUILDING R&M	$ 4,432	$ 7,414	$ 7,670	$ 10,000	$ 15,132	$ 20,000	$ 20,000	$ 10,000	100.0%
AGREEMENTS/CONTRACTS	$ 11,148	$ 9,136	$ 13,349	$ 40,000	$ 5,994	$ 40,000	$ 40,000	$ -	0.0%
TOWN LANDSCAPING/WINTER SERVIC	$ 44,855	$ 82,846	$ 77,345	$ 100,000	$ 29,711	$ 175,000	$ 175,000	$ 75,000	75.0%
OPERATING SUPPLIES - BUILDING	$ 1,489	$ 1,777	$ 4,952	$ 3,000	$ 3,418	$ 6,000	$ 6,000	$ 3,000	100.0%
HIGHWAY SAFTEY/COMMUNICATION	$ 859	$ 556	$ 2,080	$ 1,500	$ 1,941	$ 3,000	$ 3,000	$ 1,500	100.0%
HISTORIC PRESERVATION	$ 1,418	$ 4,329	$ -	$ 1,500	$ -	$ 1,500	$ 1,500	$ -	0.0%
DUES SMPDC/KACTS	$ -	$ -	$ -	$ -	$ -	$ 4,918	$ 4,918	$ 4,918	100.0%
EQUIPMENT RENTALS	$ 956	$ 2,860	$ -	$ 6,000	$ 12,750	$ 6,000	$ 6,000	$ -	0.0%
TREE REMOVAL	$ 8,600	$ 15,200	$ 15,091	$ 75,000	$ 250	$ 75,000	$ 75,000	$ -	0.0%
STORM REPAIR	$ -	$ 16,087	$ 63,795	$ 15,000	$ 325	$ 15,000	$ 15,000	$ -	0.0%
EQUIPMENT - FACILITIES	$ -	$ 4,463	$ 3,951	$ 4,500	$ 1,543	$ 5,000	$ 5,000	$ 500	11.1%
SHOP TOOLS	$ 4,390	$ 4,823	$ 4,924	$ 7,000	$ 1,505	$ 10,000	$ 10,000	$ 3,000	42.9%
CULVERTS	$ 617	$ 5,719	$ 1,700	$ 8,000	$ -	$ 6,000	$ 6,000	$ (2,000)	-25.0%
SIGNS	$ 8,464	$ 11,757	$ 8,153	$ 16,000	$ 3,898	$ 16,000	$ 16,000	$ -	0.0%
SHOP OPERATING SUPPLIES	$ 12,458	$ 17,401	$ 5,041	$ 18,000	$ 2,641	$ 15,000	$ 15,000	$ (3,000)	-16.7%
TOWNWIDE BUILDING MAINTENANCE	$ -	$ -	$ 14,830	$ 17,000	$ 1,522	$ 14,500	$ 14,500	$ (2,500)	-14.7%
ROAD MAINTENANCE SUPPLIES	$ -	$ -	$ -	$ 2,000	$ 141	$ 2,000	$ 2,000	$ -	0.0%
UNIFORMS	$ 15,394	$ 16,490	$ 13,935	$ 15,000	$ 8,559	$ 15,000	$ 15,000	$ -	0.0%
SAFETY PPE	$ -	$ -	$ -	$ 4,000	$ 467	$ 6,000	$ 6,000	$ 2,000	50.0%
STONE	$ 1,177	$ 8,645	$ 1,782	$ 5,000	$ 3,585	$ 6,500	$ 6,500	$ 1,500	30.0%
COLD PATCH	$ 2,293	$ 3,369	$ 4,296	$ 5,000	$ 2,039	$ 5,000	$ 5,000	$ -	0.0%

BUDGET LINE ITEM DETAIL	FY 2021 ACTUALS	FY 2022 ACTUALS	FY 2023 ACTUALS	FY 2024 REVISED	FY 2024 ACTUALS	DEPT HEAD PROPOSED	TOWN MANAGER PROPOSED	DOLLAR CHANGE	PCT CHANGE
FUEL AND LUBRICANTS	$ 28,498	$ 57,485	$ 69,469	$ 60,000	$ 41,688	$ 75,000	$ 75,000	$ 15,000	25.0%
TRAINING	$ 2,008	$ 5,793	$ (1,519)	$ 8,000	$ -	$ 6,000	$ 6,000	$ (2,000)	-25.0%
TECH UPDATES - MECHANIC	$ -	$ -	$ -	$ 7,000	$ -	$ 12,000	$ 12,000	$ 5,000	71.4%
HIRED EQUIP/OPERATOR SNOW/ICE	$ 63,981	$ 70,587	$ 164,216	$ 100,000	$ 75,833	$ 100,000	$ 100,000	$ -	0.0%
LINE STRIPING	$ 60,488	$ 65,517	$ 79,159	$ 90,000	$ 95,466	$ 95,000	$ 95,000	$ 5,000	5.6%
CATCH BASIN CLEANING	$ 10,000	$ 10,556	$ 1,584	$ 15,000	$ 13,036	$ 30,000	$ 30,000	$ 15,000	100.0%
ROAD SWEEPING	$ 4,970	$ 4,418	$ -	$ 8,000	$ -	$ 8,000	$ 8,000	$ -	0.0%
GRADING	$ 7,078	$ 5,820	$ 1,918	$ 15,000	$ 1,418	$ 15,000	$ 15,000	$ -	0.0%
SALT	$ 143,382	$ 133,867	$ 179,130	$ 250,000	$ 29,623	$ 210,000	$ 210,000	$ (40,000)	-16.0%
SUBTOTAL OPERATIONS	**$ 526,030**	**$ 667,210**	**$ 876,764**	**$ 1,033,520**	**$ 417,594**	**$ 1,149,868**	**$ 1,149,868**	**$ 116,348**	**11.3%**
TOTAL PUBLIC WORKS & FACILITY	**$ 1,515,353**	**$ 1,684,332**	**$ 1,951,241**	**$ 2,192,662**	**$ 1,081,837**	**$ 2,644,303**	**$ 2,581,019**	**$ 388,357**	**17.7%**
LOCAL ROADS REIMBURSEMENT									
LOCAL ROAD REIMBURSE REVENUE	$ 196,368	$ 210,956	$ 209,804	$ 205,000	$ 242,632	$ 250,000	$ 250,000	$ 45,000	22.0%
SUBTOTAL REVENUES	**$ 196,368**	**$ 210,956**	**$ 209,804**	**$ 205,000**	**$ 242,632**	**$ 250,000**	**$ 250,000**	**$ 45,000**	**22.0%**
TOTAL LOCAL ROADS REIMBURSE	**$ (196,368)**	**$ (210,956)**	**$ (209,804)**	**$ (205,000)**	**$ (242,632)**	**$ (250,000)**	**$ (250,000)**	**$ (45,000)**	**22.0%**
TRANSFER STATION									
TRANSFER STATION MISC	$ 7,070	$ 8,105	$ 7,239	$ 8,000	$ 3,895	$ 8,000	$ 8,000	$ -	0.0%
TIRES	$ 3,122	$ 2,892	$ 1,895	$ 3,000	$ 907	$ 2,000	$ 2,000	$ (1,000)	-33.3%
TRASH BAGS	$ 284,186	$ 307,493	$ 384,373	$ 550,000	$ 213,598	$ 425,000	$ 425,000	$ (125,000)	-22.7%
TRANSFER STATION STICKER	$ -	$ -	$ 33,391	$ 25,000	$ 28,032	$ 40,000	$ 40,000	$ 15,000	100.0%
METAL & WHITE GOOD REVENUE	$ 1,840	$ 923	$ 763	$ 1,000	$ 389	$ 1,000	$ 1,000	$ -	0.0%
BRUSH REVENUE	$ 9,505	$ 10,120	$ 19,145	$ 10,000	$ 8,772	$ 1,700	$ 1,700	$ (8,300)	-83.0%
TRANSFER STATION DEMO	$ 191,605	$ 202,941	$ 217,349	$ 300,000	$ 124,263	$ 300,000	$ 300,000	$ -	0.0%
RENTAL INCOME	$ 9,000	$ 3,000	$ 6,000	$ 6,000	$ 3,500	$ 7,500	$ 7,500	$ 1,500	25.0%
LIGHTS/LIGHT BULBS	$ -	$ -	$ 608	$ -	$ 446	$ 600	600		
SUBTOTAL REVENUES	**$ 506,328**	**$ 535,473**	**$ 670,762**	**$ 903,000**	**$ 383,802**	**$ 785,800**	**$ 785,800**	**$ (117,200)**	**-13.0%**
REGULAR	$ 132,025	$ 143,537	$ 131,676	$ 157,726	$ 94,220	$ 197,496	$ 197,496	$ 39,770	25.2%
PART-TIME	$ 11,947	$ 10,667	$ 28,982	$ 20,000	$ 8,876	$ 20,000	$ 20,000	$ -	0.0%
OVERTIME	$ 4,133	$ 6,888	$ 8,916	$ 6,000	$ 6,952	$ 10,000	$ 10,000	$ 4,000	66.7%
FICA	$ 10,424	$ 11,433	$ 12,077	$ 13,144	$ 7,894	$ 18,635	$ 18,635	$ 5,491	41.8%
MSRS + ICMA	$ 6,100	$ 7,845	$ 7,122	$ 9,843	$ 5,889	$ 13,968	$ 13,968	$ 4,125	41.9%
HEALTH INSURANCE	$ 44,178	$ 42,095	$ 43,116	$ 44,064	$ 25,312	$ 47,942	$ 47,942	$ 3,878	8.8%
SUBTOTAL SALARY & BENEFITS	**$ 208,806**	**$ 222,464**	**$ 231,890**	**$ 250,777**	**$ 149,143**	**$ 308,041**	**$ 308,041**	**$ 57,264**	**22.8%**
ELECTRICITY	$ 4,823	$ 6,656	$ 8,012	$ 6,000	$ 3,876	$ 8,000	$ 8,000	$ 2,000	33.3%
TELEPHONE	$ 467	$ 540	$ 539	$ 600	$ 315	$ 780	$ 780	$ 180	30.0%
BUILDING	$ 2,577	$ 2,560	$ 3,240	$ 4,000	$ 2,839	$ 8,000	$ 8,000	$ 4,000	100.0%
COMP/SOFTWARE	$ -	$ 84	$ -	$ 500	$ -	$ 500	$ 500	$ -	0.0%

BUDGET LINE ITEM DETAIL	FY 2021 ACTUALS	FY 2022 ACTUALS	FY 2023 ACTUALS	FY 2024 REVISED	FY 2024 ACTUALS	DEPT HEAD PROPOSED	TOWN MANAGER PROPOSED	DOLLAR CHANGE	PCT CHANGE
EQUIPMENT	$ 7,143	$ 5,620	$ 9,301	$ 8,000	$ 14,683	$ 20,000	$ 20,000	$ 12,000	150.0%
OTHER SERVICES AND CHARGES	$ 3,803	$ 11,175	$ 9,708	$ 8,000	$ 5,211	$ 12,000	$ 12,000	$ 4,000	50.0%
HAZMAT DAY	$ 3,662	$ 5,145	$ 2,749	$ 5,500	$ 7,386	$ 8,000	$ 8,000	$ 2,500	45.5%
LANDFILL MONITORING	$ 7,250	$ 7,590	$ 2,153	$ 7,500	$ 6,922	$ 7,500	$ 7,500	$ -	0.0%
CREDIT CARD FEES	$ 4,638	$ 6,013	$ 4,702	$ 6,000	$ 67	$ 500	$ 500	$ (5,500)	-91.7%
OPERATING SUPPLIES	$ 6,402	$ 6,482	$ 7,105	$ 6,500	$ 3,001	$ 7,000	$ 7,000	$ 500	7.7%
TRASH BAG PURCHASES	$ 90,491	$ 62,785	$ 57,514	$ 70,000	$ 52,469	$ 70,000	$ 70,000	$ -	0.0%
OFFICE SUPPLIES	$ 1,772	$ 1,858	$ 5,622	$ 5,000	$ 6,664	$ 6,000	$ 6,000	$ 1,000	20.0%
UNIFORMS	$ 4,579	$ 3,915	$ 5,470	$ 4,000	$ 2,261	$ 4,000	$ 4,000	$ -	0.0%
TIPPING / TOLLS	$ 178,208	$ 182,698	$ -	$ -	$ -	$ -	$ -	$ -	0.0%
BRUSH	$ 85	$ 18,863	$ 3,800	$ 60,000	$ 30,400	$ 45,000	$ 45,000	$ (15,000)	-25.0%
HAULING	$ 41,200	$ 41,569	$ -	$ -	$ -	$ -	$ -	$ -	0.0%
DEMO	$ 117,305	$ 119,571	$ 135,628	$ 150,000	$ 52,713	$ 150,000	$ 150,000	$ -	0.0%
TIRE DISPOSAL	$ 3,734	$ 2,197	$ 1,690	$ 3,000	$ 1,128	$ 3,000	$ 3,000	$ -	0.0%
MSW (TRASH)	$ -	$ -	$ 128,149	$ 142,000	$ 55,341	$ 142,000	$ 142,000	$ -	100.0%
SINGLE SOURCE/RECYCLING EXP	$ -	$ -	$ 28,654	$ 27,500	$ 9,743	$ 27,500	$ 27,500	$ -	100.0%
PAPER	$ -	$ -	$ 36,755	$ 42,670	$ 18,803	$ 42,670	$ 42,670	$ -	100.0%
METAL	$ -	$ -	$ 875	$ 1,260	$ 350	$ 1,000	$ 1,000	$ (260)	100.0%
ELECTRONICS/LIGHT BULBS	$ -	$ -	$ 5,346	$ 7,000	$ 3,956	$ 8,000	$ 8,000	$ 1,000	100.0%
GAS & OIL	$ 691	$ 1,357	$ 1,532	$ 1,500	$ 559	$ 1,500	$ 1,500	$ -	0.0%
GENERAL - TRAINING	$ -	$ -	$ 179	$ 1,000	$ -	$ 2,000	$ 2,000	$ 1,000	100.0%
SUBTOTAL OPERATIONS	**$ 478,831**	**$ 486,676**	**$ 458,725**	**$ 567,530**	**$ 278,689**	**$ 574,950**	**$ 574,950**	**$ 7,420**	**1.3%**
TOTAL TRANSFER STATION	**$ 181,310**	**$ 173,667**	**$ 19,852**	**$ (84,693)**	**$ 44,030**	**$ 97,191**	**$ 97,191**	**$ 181,884**	**-214.8%**
TRANSPORTATION CENTER									
TRAIN STA REV	$ 75	$ -	$ -	$ -	$ -	$ -	$ -	$ -	0.0%
SUBTOTAL REVENUES	**$ 75**	**$ -**	**$ -**	**$ -**	**$ -**	**$ -**	**$ -**	**$ -**	**0.0%**
PART-TIME	$ 33,827	$ 33,529	$ 33,859	$ 32,830	$ 22,093	$ 34,842	$ 32,830	$ -	0.0%
OVERTIME	$ -	$ -	$ -	$ -	$ 147	$ 500	$ 500	$ 500	100.0%
FICA	$ 2,588	$ 2,567	$ 2,590	$ 2,511	$ 1,701	$ 2,743	$ 2,511	$ -	0.0%
HEALTH INSURANCE	$ -	$ 527	$ -	$ 600	$ -	$ 600	$ 600	$ -	100.0%
SUBTOTAL SALARY & BENEFITS	**$ 36,414**	**$ 36,623**	**$ 36,450**	**$ 35,941**	**$ 23,941**	**$ 38,685**	**$ 36,441**	**$ 500**	**1.4%**
SEWER	$ 351	$ 358	$ 380	$ 500	$ 200	$ 500	$ 500	$ -	0.0%
ELECTRICITY	$ 4,117	$ 4,975	$ 7,810	$ 6,500	$ 4,832	$ 8,500	$ 8,500	$ 2,000	30.8%
HEATING FUEL	$ 2,184	$ 2,087	$ 2,143	$ 2,700	$ 898	$ 2,700	$ 2,700	$ -	0.0%
TELEPHONE	$ 393	$ 501	$ 494	$ 400	$ 315	$ 550	$ 550	$ 150	37.5%
CABLE/INTERNET	$ 1,606	$ 1,668	$ 1,757	$ 1,700	$ 1,000	$ 1,800	$ 1,800	$ 100	5.9%
BUILDING	$ 5,234	$ 5,363	$ 981	$ 6,500	$ -	$ 6,500	$ 6,500	$ -	0.0%
OUTSIDE SERVICES	$ 28,976	$ 14,804	$ 19,450	$ 20,000	$ 10,929	$ 25,000	$ 25,000	$ 5,000	25.0%
OPERATING SUPPLIES	$ -	$ 572	$ -	$ 1,500	$ -	$ 1,500	$ 1,500	$ -	0.0%

BUDGET LINE ITEM DETAIL	FY 2021 ACTUALS	FY 2022 ACTUALS	FY 2023 ACTUALS	FY 2024 REVISED	FY 2024 ACTUALS	DEPT HEAD PROPOSED	TOWN MANAGER PROPOSED	DOLLAR CHANGE	PCT CHANGE
OFFICE SUPPLIES	$ 48	$ 9	$ 60	$ 500	$ -	$ 500	$ 500	$ -	0.0%
SUBTOTAL OPERATIONS	**$ 42,909**	**$ 30,337**	**$ 33,075**	**$ 40,300**	**$ 18,172**	**$ 47,550**	**$ 47,550**	**$ 7,250**	**18.0%**
TOTAL TRANSPORTATION CENTER	**$ 79,248**	**$ 66,959**	**$ 69,525**	**$ 76,241**	**$ 42,113**	**$ 86,235**	**$ 83,991**	**$ 7,750**	**10.2%**

FY 2025 CIP Request

Department:	Public Works
Project/Item Name:	Fuel system
Total Project Cost:	$22,242.00
Project Funding Source:	Taxation
Annual Operating Costs:	$3,000
Annual Maintenance Costs:	N/A
Estimated Life:	
Departmental Priority:	1

Request Classification (Please place an X after Classification Description):

Building/Build Improvement		Conservation	
Vehicles		Technology	x
Infrastructure		Equipment	
Other			

Description of Project/Item: Upgrade the existing fuel master system the town has now with new hardware and software. The upgrades will include a fuel control terminal upgrade, cellular enabled equipment, proximity reader and the necessary software to run the hardware.

Project Justification and Implementation Strategy: The current system is outdated and has data collecting issues now which makes billing out fuel very difficult for the finance director to the individual departments. These upgrades will eliminate the current issues we are having and make fuel tracking more efficient.

Other Information:

FY 2025 CIP Request

IMPLMENTATION SCHEDULE (Fiscal Years)						
	Department Head Request			Town Manager Recommendation		
Amount of Check Needed in FY 2025:	$22,242.00			$22,242		
Amount to be Added to Reserve in FY 2025:	$22,242.00					
Department Head Future Fiscal Year Planning	2026	2027	2028	2029	2030	Future
Amount of Check Needed per Year:						
Amount to be Added to Reserve per Year:						

FY 2025 CIP Request

Department:	Public works
Project/Item Name:	Town wide road construction/ Reconstruction
Total Project Cost:	$1.0 Million
Project Funding Source:	Taxation
Annual Operating Costs:	none
Annual Maintenance Costs:	Minor, some patching and shoulder work overtime.
Estimated Life:	10-15 years.
Departmental Priority:	1

Request Classification (Please place an X after Classification Description):

Building/Build Improvement		Conservation	
Vehicles		Technology	
Infrastructure	X	Equipment	
Other			

Description of Project/Item: The department has identified several roads and intersections that need to be constructed, reconstructed, or realigned. The work will make significant improvements to drainage, road surface and safety. The following roads have been identified.

North Village Road.
Bragdon Road and Perry Oliver intersection.
Meetinghouse road and Wire Road intersection.
Dike Street.

Project Justification and Implementation Strategy: This would improve drainage, road surface condition, line of site issues and better safety at the intersection identified.

Engineering would be the first step in each one of these projects listed to include survey, test cores of road for materials and ledge and design.

Other Information:

FY 2025 CIP Request



North Village Road.

FY 2025 CIP Request

Bragdon and Perry Oliver Roads.

FY 2025 CIP Request

Meetinghouse and Perry Oliver Roads.

FY 2025 CIP Request

Dike Road.

IMPLMENTATION SCHEDULE (Fiscal Years)						
	Department Head Request			Town Manager Recommendation		
Amount of Check Needed in FY 2025:	$425,000			$425,000		
Amount to be Added to Reserve in FY 2025:	$1 Million					
Department Head Future Fiscal Year Planning	2026	2027	2028	2029	2030	Future
Amount of Check Needed per Year:	$1 Million	$1 Million	$1 Million	$1 Million	$1 Million	
Amount to be Added to Reserve per Year:	$1 Million	$1 Million	$1 Million	$1 Million	$1 Million	

FY 2025 CIP Request

Department:	Public Works
Project/Item Name:	Drainage reconstruction/construction
Total Project Cost:	$300,000
Project Funding Source:	Taxes
Annual Operating Costs:	none
Annual Maintenance Costs:	Minor
Estimated Life:	15 years
Departmental Priority:	1

Request Classification (Please place an X after Classification Description):

Building/Build Improvement		Conservation	
Vehicles		Technology	
Infrastructure	X	Equipment	
Other			

Description of Project/Item: Storm water drainage around town come up unexpectedly, requiring spot improvements or reconstruction. For example, some of the catch basins along Route 1 are in bad repair and need to be replaced based on what was observed when they were cleaned in the summer of 2023. Several old, corrugated metal pipes are starting to fail, an example of this is the one on Coles Hill Road by the golf course. Many dry wells were installed in the past to drain areas where puddling occurred, and those dry wells are no longer functioning because the voids have silted in.

Project Justification and Implementation Strategy: As these drainage issues are discovered, a repair or treatment is designed for each individual condition. It might be to replace a failing catch basin or replace an old pipe. There are some issues that require engineering to define the hydraulics and the drainage area so the solution can be effective.

Other Information:

IMPLMENTATION SCHEDULE (Fiscal Years)						
	Department Head Request			Town Manager Recommendation		
Amount of Check Needed in FY 2025:	$300,000			$300,000		
Amount to be Added to Reserve in FY 2025:	$300,000					
Department Head Future Fiscal Year Planning	2026	2027	2028	2029	2030	Future
Amount of Check Needed per Year:	$300,000	$300,000	$300,000	$300,000	$300,000	
Amount to be Added to Reserve per Year:	$300,000	$300,000	$300,000	$300,000	$300,000	

FY 2025 CIP Request



Bragdon Road Box Culvert failure

FY 2025 CIP Request

Department:	Public Works
Project/Item Name:	Paving
Total Project Cost:	$1.2 million
Project Funding Source:	Taxes
Annual Operating Costs:	none
Annual Maintenance Costs:	Minor, some patching, shoulder backup
Estimated Life:	10-15 years
Departmental Priority:	1

Request Classification (Please place an X after Classification Description):

Building/Build Improvement		Conservation	
Vehicles		Technology	
Infrastructure	X	Equipment	
Other			

Description of Project/Item: This is the annual paving program. The costs for asphalt have risen dramatically in the last few years.

Project Justification and Implementation Strategy: The roads selected for paving and the type of treatments will be based on the Pavement Management Plan and in the field inspections to confirm the actual current condition. The Street scan data is recent, field gathered in the summer of 2023. It was gathered before the 2023 paving was completed.

Other Information:

IMPLMENTATION SCHEDULE (Fiscal Years)						
	Department Head Request			Town Manager Recommendation		
Amount of Check Needed in FY 2025:	$1.2million			$800,000		
Amount to be Added to Reserve in FY 2025:	$1.2million			$800,000		
Department Head Future Fiscal Year Planning	2026	2027	2028	2029	2030	Future
Amount of Check Needed per Year:	$1.2M	$1.2M	$1.2M	$1.2M	$1.2M	
Amount to be Added to Reserve per Year:	$1.2M	$1.2M	$1.2M	$1.2M	$1.2M	

PO Box 817
Wells, Me. 04090
207-704-0525 Fax 704-0649
www.libbyscott.com

LibbyScott Inc.

January 3, 2024

RE: Paving quotation

Town of Wells
Highway Department
208 Sanford Rd
Wells,ME

Ms Murray,

Libby Scott, Inc. is pleased to quote the following budget and scope of work for the Town Paving Work Plan:

Bragdon Rd: (Rt 109 to Bald Hill Rd): .: Grind joints as necessary, sweep, tack coat, shim, and surface pave 1 ¼ inches of 12.5mm hot mix asphalt.....$160,300.00

Eldridge Rd: Mill to a depth of 1 ½ inches, sweep, tack coat, shim pave, and surface pave 1 ¼ inches of 12.5mm hot mix asphalt.....$255,920.00

Meetinghouse Rd (from rt 109 6500 ft): .: Grind joints as necessary, sweep, tack coat, shim, and surface pave 1 ¼ inches of 12.5mm hot mix asphalt.....$244,240.00

Webhannet (Arcade to Church): Mill to the depth of 1 ½ inches, sweep, tack, shim pave, and surface pave 1 ¼ inches of 12.5mm hot mix asphalt.....$48,450.00

Wire Rd: Grind joints as necessary, sweep, tack coat, shim, and surface pave 1 ¼ inches of 12.5mm hot mix asphalt.....$478,275.00

Deer Run: Grind joints as necessary, sweep, tack coat, shim, and place 1 inch of 9.5mm hot mix asphalt.....$53,850.00

Forest: Grind joints as necessary, sweep, tack coat, shim, and place 1 inch of 9.5mm hot mix asphalt.....$38,775.00

Parsons: Grind joints as necessary, sweep, tack coat, shim, and place 1 inch of 9.5mm hot mix asphalt.....$13,950.00

Country Ln: Grind joints as necessary, sweep, tack coat, shim, and place 1 inch of 9.5mm hot mix asphalt.....$20,300.00

Riverbend: Grind joints as necessary, sweep, tack coat, shim, and place 1 inch of 9.5mm hot mix asphalt.....$76,175.00

Blacksmith: Grind joints as necessary, sweep, tack coat, shim, and place 1 inch of 9.5mm hot mix asphalt.....$40,130.00

Webhannet Harbor Rd: Grind joints as necessary, sweep, tack coat, shim, and place 1 inch of 9.5mm hot mix asphalt.....$63,575.00

Willow Way: Grind joints as necessary, sweep, tack coat, shim, and place 1 inch of 9.5mm hot mix asphalt.....$31,855.00

Sarah Ln: Grind joints as necessary, sweep, tack coat, shim, and place 1 inch of 9.5mm hot mix asphalt.....$42,725.00

Buzzell Rd: Grind joints as necessary, sweep, tack coat, shim, and place 1 inch of 9.5mm hot mix asphalt.....$54,100.00

Coles Hill (Turnpike to Bridge): Mill to a depth of 1 ½ inches, sweep, tack, shim pave, and place 1 ¼ inches of 12.5mm hot mix asphalt.....$169,000.00

Blanchard: Reclaim and fine grade existing material, base pave with two inches of 19mm hot mix asphalt.....$91,175.00

Williams: Reclaim and fine grade existing material, base pave with two inches of 19mm hot mix asphalt.....$44,400.00

Batchelder: Grind joints as necessary, sweep, tack coat, shim, and place 1 inch of 9.5mm hot mix asphalt.....$36,100.00

Curtis: Grind joints as necessary, sweep, tack coat, shim, and place 1 inch of 9.5mm hot mix asphalt.....$13,815.00

Woodbridge: Grind joints as necessary, sweep, tack coat, shim, and place 1 inch of 9.5mm hot mix asphalt.....$15,600.00

Chenney Woods Upper End: Reclaim and fine grade existing material, base pave with two inches of 19mm hot mix asphalt.....$105,000.00

Hickory: Grind joints as necessary, sweep, tack coat, shim, and place 1 inch of 9.5mm hot mix asphalt.....$33,725.00

2024 Estimated Budget Total.....$2,131,435.00

Thank you for the opportunity to quote this project. Please call with any questions.

Regards,

Justin Smith
Estimator

This Quotation includes an asphalt escalator/de-escalator clause based on a liquid asphalt price of $665.00 per ton. Unit prices for asphalt mixes shall be adjusted in accordance with the increase or decrease of the cost of liquid asphalt at the time of pavement installation.

FY 2025 CIP Request

Department:	Public Works
Project/Item Name:	Equipment replacement program
Total Project Cost:	$298,000
Project Funding Source:	Taxation
Annual Operating Costs:	$5,000
Annual Maintenance Costs:	
Estimated Life:	15 years
Departmental Priority:	1

Request Classification (Please place an X after Classification Description):

Building/Build Improvement		Conservation	
Vehicles		Technology	
Infrastructure		Equipment	x
Other			

Description of Project/Item: The 6-year plan calls for the replacement of the 2001 Tennant Street sweeper with a new 2024 street sweeper. Our current sweeper's hopper conveyor has failed and can no longer lift sweepings into the debris, staff have looked for replacement parts to repair and can't find them and have been told they are no longer made.
The new sweeper we are requesting is a mechanical sweeper. It's a maneuverable compact sweeper that doesn't require a CDL to operate but powerful enough to do what large sweepers can do.

Project Justification and Implementation Strategy: This proposed CIP project is the continued implementation of the DPW's 6-year equipment plan. We currently don't have an operating street sweeper and contract out the sweeping in the spring. As of November 2023, the contractor

FY 2025 CIP Request

we used to sweep closed and retired. Having a new sweeper would give us the ability to do all our own sweeping in the spring and the convenience of being able to sweep at any time throughout the year and especially being able to deal with splash over debris along the sea walls.

Other Information:

IMPLMENTATION SCHEDULE (Fiscal Years)						
	Department Head Request			Town Manager Recommendation		
Amount of Check Needed in FY 2025:	$298,000			$298,000		
Amount to be Added to Reserve in FY 2025:	$400,000			$100,000		
Department Head Future Fiscal Year Planning	2026	2027	2028	2029	2030	Future
Amount of Check Needed per Year:	$200,000	$300,00	$375,000	$340,000	$225,000	
Amount to be Added to Reserve per Year:	$400,000	$400,000	$400,000	$400,000	$400,000	

Fiscal Year	Item	Type of Item	Estimated Cost	CIP	Operations
FY 2023	Truck 7 International 4700	Plow, wing, safety lights, sander	$190,000	X	On order
	Truck 10 Intern. 4700	Plow, wing, safety lights, sander	$190,000	X	On Order
	Truck 11 2013 GMC	1-Ton with plow and sander	$100,000	X	
	2002 JD 310 SG	Backhoe, used	$35,000	X	Received
	Sander	Sander for 450	$6,000		Received
FY2024	2017 Chevy	1-Ton pickup with plow and sander	$100,000	X	
	2015 Western Star	Plow, wing, safety lights, sander	$190,000	X	On Order
	Tractor and mower	Roadside flail mower	$100,000		On Order
	2019 Walker	Zero turn mower	$20,000		proposed FY25
FY2025	Vaccuum/Sweeper Truck	road sweeper/catch basin cleaner	$400,000	X	proposed FY25
FY 2026	2012 Bobcat	Tracked skid steer	$200,000	X	
				X	
FY 2027	Bucket truck	Self propelled aerial lift	$200,000	X	
	2019 Ford F350	Crew cab service body truck	$100,000	X	
FY 2028	2020 International Dump	Plow,wing,sander,safety lights	$225,000	x	
	2021 F-550 one ton dump	Plow,wing,sander,safety lights	$150,000	x	
FY 2029	2021 International Dump	Plow,wing,sander,safety lights	$225,000	x	
	2021 F-450 Dump	Plow,wing,sander,safety lights	$115,000	x	
FY 2030	2019 John Deere 624L.	Front end Loader.	$225,000.00	X	

FY 2025 CIP Request

Department:	Public works
Project/Item Name:	Facility Study
Total Project Cost:	$75,000
Project Funding Source:	Taxation
Annual Operating Costs:	0
Annual Maintenance Costs:	Same as current
Estimated Life:	20 years
Departmental Priority:	3

Request Classification (Please place an X after Classification Description):

Building/Build Improvement		Conservation	
Vehicles		Technology	
Infrastructure		Equipment	
Other	x		

Description of Project/Item: The existing Public Works garage was designed and sized for only the needs in 2012. The garage does not allow any additional bays to be added because the septic system is on one side of the building and the other side has the pump that feeds to the to the septic system. All existing bays are full, plus the "old" garage and round building are also full of equipment. We are currently storing the summer landscaping trailer, mowers, and summer tools at the High Pine Fire Station to have room for winter operations.

The round building is not heated, and the old garage has minimal heat from an old waste oil furnace. The is no area large enough to bring the entire staff together for things like safety training or a department staff meeting. We have upgraded the equipment over the past few budgets, and we stepped up our maintenance of the equipment. To get the longest possible life out of the equipment it is important it be undercover.

We also are looking to add the current bath houses and Town hall to this study.

The bath houses are showing age and wear and not enough room to support the amount people in the summer.

Town Hall as well is bursting at the seems for space and efficient and modern updates.

Project Justification and Implementation Strategy: This request is the 3rd year of a three-year plan to set funding aside to support a DPW facilities long range plan.

FY 2025 CIP Request

Other Information:

IMPLMENTATION SCHEDULE (Fiscal Years)						
	Department Head Request			Town Manager Recommendation		
Amount of Check Needed in FY 2025:	$141,000			$100,000		
Amount to be Added to Reserve in FY 2025:	$75,000			$168,909		
Department Head Future Fiscal Year Planning	2026	2027	2028	2029	2030	Future
Amount of Check Needed per Year:						
Amount to be Added to Reserve per Year:						







FY 2025 CIP Request

Casino Square.

FY 2025 CIP Request

Eastern Shores.

FY 2025 CIP Request



Gross lot.

FY 2025 CIP Request

Harbor Park.

FY 2025 CIP Request

Jetty lot.

FY 2025 CIP Request

Town hall.

Section Six

Library & Recreation

BUDGET LINE ITEM DETAIL

LIBRARY	FY 2021 ACTUALS	FY 2022 ACTUALS	FY 2023 ACTUALS	FY 2024 REVISED	FY 2024 ACTUALS	DEPT HEAD PROPOSED	TOWN MANAGER PROPOSED	DOLLAR CHANGE	PCT CHANGE
COMMUNITY ROOM RENTAL INCOME	$ -	$ 100	$ 250	$ 300	$ 650	$ 300	$ 300	$ -	0.0%
MEETINGROOM RENTAL INCOME	$ -	$ 225	$ 413	$ 700	$ 175	$ 500	$ 500	$ (200)	-28.6%
FEES AND FINES	$ 3,673	$ 7,856	$ 5,590	$ 6,000	$ 3,110	$ 6,000	$ 6,000	$ -	0.0%
SUBTOTAL REVENUES	**$ 3,673**	**$ 8,181**	**$ 6,252**	**$ 7,000**	**$ 3,935**	**$ 6,800**	**$ 6,800**	**$ (200)**	**-2.9%**
REGULAR	$ 186,226	$ 220,504	$ 232,504	$ 237,907	$ 139,763	$ 254,598	$ 254,598	$ 16,691	7.0%
PART-TIME	$ 148,523	$ 154,007	$ 143,425	$ 153,716	$ 90,553	$ 167,655	$ 167,655	$ 13,939	9.1%
FICA	$ 23,664	$ 27,167	$ 26,531	$ 27,792	$ 15,872	$ 27,925	$ 27,925	$ 133	0.5%
MSRS + ICMA	$ 18,832	$ 23,401	$ 24,387	$ 26,384	$ 15,371	$ 31,674	$ 31,674	$ 5,290	20.1%
HEALTH INSURANCE	$ 70,748	$ 73,875	$ 97,020	$ 95,885	$ 77,921	$ 155,776	$ 155,776	$ 59,891	62.5%
SUBTOTAL SALARY & BENEFITS	**$ 447,993**	**$ 498,954**	**$ 523,867**	**$ 541,684**	**$ 339,480**	**$ 637,628**	**$ 637,628**	**$ 95,944**	**17.7%**
POSTAGE	$ 310	$ 511	$ 480	$ 550	$ 380	$ 650	$ 650	$ 100	18.2%
PRINTING & BINDING	$ 106	$ 219	$ 276	$ 400	$ 238	$ 400	$ 400	$ -	0.0%
SEWER	$ 439	$ 311	$ 328	$ 450	$ 188	$ 500	$ 500	$ 50	11.1%
ELECTRICITY	$ 7,733	$ 11,434	$ 13,612	$ 13,000	$ 6,195	$ 13,000	$ 13,000	$ -	0.0%
WATER	$ 2,348	$ 1,177	$ 1,453	$ 2,000	$ 1,482	$ 3,000	$ 3,000	$ 1,000	50.0%
HEATING FUEL	$ 3,852	$ 4,086	$ 4,295	$ 5,500	$ 1,303	$ 5,000	$ 5,000	$ (500)	-9.1%
TELEPHONE	$ 4,135	$ 4,391	$ 4,402	$ 5,000	$ 2,571	$ 5,000	$ 5,000	$ -	0.0%
BUILDING	$ 12,135	$ 15,135	$ 14,811	$ 17,000	$ 8,952	$ 18,000	$ 18,000	$ 1,000	5.9%
AGREEMENTS/CONTRACTS	$ 15,315	$ 14,896	$ 18,212	$ 18,000	$ 14,691	$ 19,000	$ 19,000	$ 1,000	5.6%
EQUIPMENT	$ 2,098	$ 1,969	$ 2,000	$ 2,000	$ 528	$ 2,250	$ 2,250	$ 250	12.5%
PROGRAMMING	$ 743	$ 900	$ 1,408	$ 2,000	$ 59	$ 1,750	$ 1,750	$ (250)	-12.5%
TECHNOLOGY	$ 2,226	$ 1,548	$ 1,937	$ 2,500	$ 2,322	$ 3,000	$ 3,000	$ 500	20.0%
OTHER SERVICES AND CHARGES	$ 1,378	$ 1,158	$ 3,568	$ 2,500	$ 1,037	$ 3,000	$ 3,000	$ 500	20.0%
OPERATING SUPPLIES	$ 1,487	$ 2,708	$ 2,806	$ 3,500	$ 575	$ 3,000	$ 3,000	$ (500)	-14.3%
OFFICE SUPPLIES	$ 893	$ 1,206	$ 904	$ 1,300	$ 456	$ 1,300	$ 1,300	$ -	0.0%
MATERIALS	$ 39,501	$ 39,751	$ 39,084	$ 43,000	$ 24,351	$ 47,000	$ 47,000	$ 4,000	9.3%
SUBTOTAL OPERATIONS	**$ 94,701**	**$ 101,400**	**$ 109,577**	**$ 118,700**	**$ 65,326**	**$ 125,850**	**$ 125,850**	**$ 7,150**	**6.0%**
TOTAL LIBRARY	**$ 539,020**	**$ 592,173**	**$ 627,192**	**$ 653,384**	**$ 400,871**	**$ 756,678**	**$ 756,678**	**$ 103,294**	**15.8%**

BUDGET LINE ITEM DETAIL

PARKS AND RECREATION	FY 2021 ACTUALS	FY 2022 ACTUALS	FY 2023 ACTUALS	FY 2024 REVISED	FY 2024 ACTUALS	DEPT HEAD PROPOSED	TOWN MANAGER PROPOSED	DOLLAR CHANGE	PCT CHANGE
REGULAR	$ 158,388	$ 167,195	$ 173,954	$ 173,169	$ 105,939	$ 181,827	$ 181,827	$ 8,658	5.0%
ADMINISTRATIVE	$ 40,026	$ 42,606	$ 43,873	$ 42,572	$ 26,574	$ 44,701	$ 44,701	$ 2,129	5.0%
RESERVE/SEASONAL	$ -	$ 5,039	$ -	$ 6,000	$ 5,041	$ -	$ -	$ (6,000)	-100.0%
OVERTIME	$ 1,363	$ 3,020	$ 2,066	$ 3,000	$ -	$ 3,000	$ 3,000	$ -	0.0%
MAINTENANCE	$ 47,807	$ 50,409	$ 54,363	$ 52,132	$ 32,501	$ 54,738	$ 54,738	$ 2,606	5.0%
FICA	$ 16,972	$ 18,456	$ 19,006	$ 19,303	$ 11,913	$ 19,782	$ 19,782	$ 479	2.5%
MSRS + ICMA	$ 18,565	$ 20,876	$ 23,054	$ 23,818	$ 14,507	$ 27,585	$ 27,585	$ 3,767	15.8%
HEALTH INSURANCE	$ 69,593	$ 71,121	$ 68,730	$ 65,796	$ 38,065	$ 70,638	$ 70,638	$ 4,842	7.4%
SUBTOTAL SALARY & BENEFITS	**$ 352,713**	**$ 378,722**	**$ 385,047**	**$ 385,790**	**$ 234,538**	**$ 402,271**	**$ 402,271**	**$ 16,481**	**4.3%**
POSTAGE	$ 85	$ 106	$ 57	$ 200	$ 18	$ 200	$ 200	$ -	0.0%
ELECTRICITY	$ 7,801	$ 8,018	$ 10,828	$ 11,000	$ 6,187	$ 12,000	$ 12,000	$ 1,000	9.1%
HEATING FUEL	$ 5,964	$ 5,754	$ 4,470	$ 6,000	$ 1,131	$ 6,000	$ 6,000	$ -	0.0%
TELEPHONE	$ 6,325	$ 6,362	$ 8,142	$ 7,500	$ 3,238	$ 8,300	$ 8,300	$ 800	10.7%
OTHER SERVICES AND CHARGES	$ 1,519	$ 2,067	$ 2,697	$ 1,000	$ 753	$ 2,500	$ 2,500	$ 1,500	150.0%
OPERATING SUPPLIES	$ 25,895	$ 40,084	$ 50,859	$ 51,000	$ 14,750	$ 65,000	$ 65,000	$ 14,000	27.5%
OFFICE SUPPLIES	$ 1,849	$ 2,046	$ 2,751	$ 2,500	$ 1,557	$ 2,500	$ 2,500	$ -	0.0%
GENERAL - TRAINING	$ 108	$ 1,100	$ 2,791	$ 4,000	$ -	$ 3,000	$ 3,000	$ (1,000)	-25.0%
SUBTOTAL OPERATIONS	**$ 49,546**	**$ 65,536**	**$ 82,595**	**$ 83,200**	**$ 27,634**	**$ 99,500**	**$ 99,500**	**$ 16,300**	**19.6%**
TOTAL PARKS AND REC	**$ 402,259**	**$ 444,259**	**$ 467,641**	**$ 468,990**	**$ 262,172**	**$ 501,771**	**$ 501,771**	**$ 32,781**	**7.0%**
ACTIVITY CENTER									
SEWER	$ 225	$ 222	$ 236	$ 375	$ 119	$ 375	$ 375	$ -	0.0%
ELECTRICITY	$ 2,106	$ 2,528	$ 4,357	$ 4,000	$ 2,444	$ 5,000	$ 5,000	$ 1,000	25.0%
WATER	$ 164	$ 162	$ 169	$ 1,215	$ 332	$ 1,000	$ 1,000	$ (215)	-17.7%
TELEPHONE	$ 687	$ 2,081	$ 2,619	$ 2,400	$ 1,903	$ 3,500	$ 3,500	$ 1,100	45.8%
PROPANE	$ 5,526	$ 5,459	$ 4,842	$ 7,000	$ 1,426	$ 5,000	$ 5,000	$ (2,000)	-28.6%
BUILDING	$ 2,349	$ 4,917	$ 4,530	$ 5,000	$ 5,299	$ 6,000	$ 6,000	$ 1,000	20.0%
OTHER SERVICES AND CHARGES	$ 4,052	$ 2,183	$ 4,079	$ 4,000	$ 2,037	$ 4,000	$ 4,000	$ -	0.0%
OPERATING SUPPLIES	$ 5,671	$ 4,131	$ 3,214	$ 10,400	$ 7,311	$ 5,400	$ 5,400	$ (5,000)	-48.1%
SUBTOTAL OPERATIONS	**$ 20,780**	**$ 21,684**	**$ 24,046**	**$ 34,390**	**$ 20,872**	**$ 30,275**	**$ 30,275**	**$ (4,115)**	**-12.0%**
TOTAL ACTIVITY CENTER	**$ 20,780**	**$ 21,684**	**$ 24,046**	**$ 34,390**	**$ 20,872**	**$ 30,275**	**$ 30,275**	**$ (4,115)**	**-12.0%**

FY 2025 CIP Request

Department:	Parks & Recreation
Project/Item Name:	Renovate Public Restrooms
Total Project Cost:	$85,000
Project Funding Source:	Taxation $ 42,500 Enterprise $42,500
Annual Operating Costs:	
Annual Maintenance Costs:	
Estimated Life:	
Departmental Priority:	#5

Request Classification (Please place an X after Classification Description):

Building/Build Improvement	X	Conservation	
Vehicles		Technology	
Infrastructure		Equipment	
Other			

Description of Project/Item: Replacement of Restrooms at the Walter Marsh Recreation Area that were built in 1995.

Project Justification and Implementation Strategy: The entire building is in need of renovations. We have been making repairs for many years and it is time to completely renovate them. They get used by hundreds of people daily year-round. During the summer we hold summer camp with over 250 children daily and need to rent porta potties to meet our bathroom needs.

Other Information:

IMPLMENTATION SCHEDULE (Fiscal Years)						
	Department Head Request			Town Manager Recommendation		
Amount of Check Needed in FY 2025:						
Amount to be Added to Reserve in FY 2025:	42,500			42,500		
Department Head Future Fiscal Year Planning	2026	2027	2028	2029	2030	Future
Amount of Check Needed per Year:	85,000					
Amount to be Added to Reserve per Year:	42,500					

FY 2025 CIP Request

Department:	Parks & Recreation
Project/Item Name:	Tractor Replacement
Total Project Cost:	$58,500 (includes Trade-In)
Project Funding Source:	Town & Enterprise
Annual Operating Costs:	
Annual Maintenance Costs:	
Estimated Life:	
Departmental Priority:	#2

Request Classification (Please place an X after Classification Description):

Building/Build Improvement		Conservation	
Vehicles		Technology	
Infrastructure		Equipment	X
Other			

Description of Project/Item: We need to replace the current Tractor which was purchased in 2008 with a tractor that better suits the department's needs. (see specs)

Project Justification and Implementation Strategy: The current 2008 Kabota tractor does not have the capacity to meet all our needs for projects on site and has reached it's threshold of wear and tear. The bucket has been welded at both hinges a few different times now and has had multiple repairs each season delaying use of the machine and holding projects back. The open cockpit seating is not suitable for long hours of winter and foul weather use. The department will be better served with a bucket and a back-hoe as well as a closed cabin.

Total cost for new tractor is estimated at $65,927.30. (See attached MB Tractor Estimate) The department has put aside $25,800 to go toward a new tractor and with the trade-in of the old tractor is another $15,500 to defer the cost of a new one.

We need to renovate the storage shed on one side in order to house the tractor so it fits. This cost would be approximately $8,000

Other Information:

FY 2025 CIP Request

IMPLMENTATION SCHEDULE (Fiscal Years)						
	Department Head Request			Town Manager Recommendation		
Amount of Check Needed in FY 2025:	$58,500			$58,500		
Amount to be Added to Reserve in FY 2025:				Town $29,250 Enterprise $29,250		
Department Head Future Fiscal Year Planning	2026	2027	2028	2029	2030	Future
Amount of Check Needed per Year:						
Amount to be Added to Reserve per Year:						

Section Seven

Harbor

BUDGET LINE ITEM DETAIL

HARBOR	FY 2021 ACTUALS	FY 2022 ACTUALS	FY 2023 ACTUALS	FY 2024 REVISED	FY 2024 ACTUALS	DEPT HEAD PROPOSED	TOWN MANAGER PROPOSED	DOLLAR CHANGE	PCT CHANGE
BAIT LOCKER/PUBLIC HOIST	$ 1,000	$ 1,000	$ 1,875	$ 4,500	$ 2,015	$ 2,500	$ 2,500	$ (2,000)	-44.4%
PUBLIC PUMP OUT	$ 20	$ 40	$ 35	$ 100	$ -	$ 50	$ 50	$ (50)	100.0%
HARBOR RESTAURANT	$ 50,000	$ 115,287	$ 91,009	$ 91,008	$ 94,958	$ 95,000	$ 95,000	$ 3,992	4.4%
HARBOR MARINA	$ 5,950	$ 6,129	$ 5,133	$ 12,000	$ 6,867	$ 12,000	$ 12,000	$ -	0.0%
ICE SALES	$ -	$ -	$ 28	$ 1,250	$ 462	$ 1,250	$ 1,250	$ -	0.0%
SUBTOTAL REVENUES TAXATION	**$ 56,970**	**$ 122,455**	**$ 98,080**	**$ 108,858**	**$ 104,301**	**$ 110,800**	**$ 110,800**	**$ 1,942**	**1.8%**
HARBOR MOORING	$ 91,979	$ 76,471	$ 133,839	$ 160,000	$ 12,257	$ 160,000	$ 160,000	$ -	0.0%
HARBOR RESERVE REVENUES	**$ 91,979**	**$ 76,471**	**$ 133,839**	**$ 160,000**	**$ 12,257**	**$ 160,000**	**$ 160,000**	**$ -**	**0.0%**
SUBTOTAL ALL REVENUES	**$ 148,949**	**$ 198,926**	**$ 231,919**	**$ 268,858**	**$ 116,558**	**$ 270,800**	**$ 270,800**	**$ 1,942**	**0.7%**
REGULAR	$ 68,488	$ 120,682	$ 74,728	$ 74,824	$ 45,628	$ 78,565	$ 78,565	$ 3,741	5.0%
PART-TIME	$ 13,399	$ 11,742	$ 18,285	$ 22,500	$ 16,867	$ 24,500	$ 24,500	$ 2,000	8.9%
FICA	$ 6,031	$ 9,803	$ 6,787	$ 7,105	$ 4,591	$ 7,525	$ 7,525	$ 420	5.9%
MSRS + ICMA	$ 5,163	$ 8,559	$ 6,357	$ 6,659	$ 4,061	$ 7,778	$ 7,778	$ 1,119	16.8%
HEALTH INSURANCE	$ 19,285	$ 19,540	$ 19,686	$ 20,054	$ 11,568	$ 21,530	$ 21,530	$ 1,476	7.4%
SUBTOTAL SALARY & BENEFITS	**$ 112,365**	**$ 170,325**	**$ 125,843**	**$ 131,142**	**$ 82,715**	**$ 139,898**	**$ 139,898**	**$ 8,756**	**6.7%**
TRANSPORTATION	$ 4,469	$ 4,469	$ 4,498	$ 4,800	$ 2,064	$ 4,500	$ 4,500	$ (300)	-6.3%
ELECTRICITY	$ 996	$ 1,007	$ 1,261	$ 1,400	$ 620	$ 1,400	$ 1,400	$ -	0.0%
HEATING FUEL	$ 618	$ 942	$ 895	$ 850	$ 270	$ 850	$ 850	$ -	0.0%
TELEPHONE	$ 1,626	$ 1,795	$ 1,905	$ 1,700	$ 1,107	$ 1,850	$ 1,850	$ 150	8.8%
CABLE/INTERNET	$ 2,870	$ 3,028	$ 2,873	$ 2,500	$ 1,049	$ 2,500	$ 2,500	$ -	0.0%
EQUIPMENT	$ 3,680	$ 3,890	$ 5,984	$ 5,700	$ 815	$ 5,700	$ 5,700	$ -	0.0%
BOAT	$ 1,424	$ 1,366	$ 1,720	$ 2,000	$ 331	$ 2,000	$ 2,000	$ -	0.0%
PIER MAINTENANCE EXP	$ 13,555	$ 14,371	$ 16,375	$ 14,000	$ 14,195	$ 10,000	$ 10,000	$ (4,000)	-28.6%
FLOAT MAINTENANCE	$ 2,808	$ 1,068	$ 1,412	$ 2,000	$ 642	$ 4,000	$ 4,000	$ 2,000	100.0%
MOORING MAINTENANCE	$ 1,444	$ 2,418	$ 3,000	$ 4,000	$ -	$ 2,000	$ 2,000	$ (2,000)	-50.0%
ON LINE MOORING	$ 1,875	$ 1,875	$ 2,175	$ 2,300	$ -	$ 2,300	$ 2,300	$ -	0.0%
OTHER SERVICES AND CHARGES	$ 2,381	$ 2,019	$ 1,155	$ 4,000	$ 2,580	$ 4,000	$ 4,000	$ -	0.0%
OPERATING SUPPLIES	$ 781	$ 1,950	$ 3,255	$ 3,000	$ 1,045	$ 3,000	$ 3,000	$ -	0.0%
HARBOR RESTAURANT EXP	$ 226	$ 212	$ 467	$ 220	$ 201	$ 220	$ 220	$ -	0.0%
UNIFORMS	$ -	$ 517	$ 876	$ 600	$ 444	$ 750	$ 750	$ 150	25.0%
GAS & OIL	$ 405	$ 1,966	$ 1,582	$ 1,750	$ 683	$ 1,900	$ 1,900	$ 150	8.6%
GENERAL - TRAINING	$ 891	$ 850	$ 1,169	$ 1,400	$ 1,570	$ 1,400	$ 1,400	$ -	0.0%
SUBTOTAL OPERATIONS	**$ 40,048**	**$ 43,743**	**$ 50,602**	**$ 52,220**	**$ 27,615**	**$ 48,370**	**$ 48,370**	**$ (3,850)**	**-7.4%**
HARBOR MOORING/FLOAT EXPENSE	$ 260	$ 12,672	$ 10,449	$ 20,000	$ 150,000	$ 20,000	$ 20,000	$ -	0.0%
ANNUAL FLOAT REPAIR	$ -	$ -	$ -	$ 15,000	$ 15,000	$ 15,000	$ 15,000	$ -	0.0%
EXPERIMENTAL DREDGE	$ 9,208	$ -	$ -	$ -	$ -	$ -	$ -	$ -	0.0%
EQUIPMENT - CIP PURCHASE	$ -	$ -	$ 8,418	$ -	$ -	$ -	$ -	$ -	0.0%
SUBTOTAL OPERATIONS RESERVE	**$ 9,468**	**$ 12,672**	**$ 18,866**	**$ 35,000**	**$ 165,000**	**$ 35,000**	**$ 35,000**	**$ -**	**0.0%**
SUBTOTAL ALL OPERATIONS	**$ 49,517**	**$ 56,416**	**$ 69,468**	**$ 87,220**	**$ 192,615**	**$ 83,370**	**$ 83,370**	**$ (3,850)**	**-4.4%**
TOTAL HARBOR TAXATION	**$ 95,444**	**$ 91,614**	**$ 78,365**	**$ 74,504**	**$ 6,029**	**$ 77,468**	**$ 77,468**	**$ 2,964**	**4.0%**
TOTAL HARBOR RESERVE	**$ 82,511**	**$ 63,799**	**$ 114,973**	**$ 125,000**	**$ (152,743)**	**$ 125,000**	**$ 125,000**	**$ -**	**0.0%**
TOTAL HARBOR	**$ (12,933)**	**$ (27,815)**	**$ 36,608**	**$ 50,496**	**$ (158,772)**	**$ 47,532**	**$ 47,532**	**$ (2,964)**	**-5.9%**

HARBOR MOORING RESERVE ACCT
RESERVE FUND BALANCE

SOY	$ 400,417	$ 482,927	$ 546,726		$ 673,744	
EOY (YTD FOR FY 2023)	$ 482,927	$ 546,726	$ 673,744		$ 520,798	Bal as of 1/31/24

FY 2025 CIP Request

Department:	Harbor
Project/Item Name:	Float Replacement Fund
Total Project Cost:	$350,000.00
Project Funding Source:	Taxation
Annual Operating Costs:	0
Annual Maintenance Costs:	0
Estimated Life:	40 years
Departmental Priority:	High

Request Classification (Please place an X after Classification Description):

Building/Build Improvement		Conservation	
Vehicles		Technology	
Infrastructure	X	Equipment	
Other			

Description of Project/Item:
This is an ongoing project to replace floats at the marina.

Project Justification and Implementation Strategy:

Other Information:

IMPLMENTATION SCHEDULE (Fiscal Years)						
	Department Head Request			Town Manager Recommendation		
Amount of Check Needed in FY 2025:	$35,000.00			$35,000		
Amount to be Added to Reserve in FY 2025:						
Department Head Future Fiscal Year Planning	2026	2027	2028	2029	2030	Future
Amount of Check Needed per Year:	$35,000	$35,000	$35,000	$35,000	$35,000	$140,000
Amount to be Added to Reserve per Year:						

Section Eight

Social Services

BUDGET LINE ITEM DETAIL

GRANTS	FY 2020 ACTUALS	FY 2021 ACTUALS	FY 2022 ACTUALS	FY 2023 REVISED	FY 2023 ACTUALS	DEPT HEAD PROPOSED	TOWN MANAGER PROPOSED	DOLLAR CHANGE	PCT CHANGE
RED CROSS	$ 2,000	$ 2,000	$ 4,000	$ 4,000	$ -	$ 4,000	$ 4,000	$ -	0.0%
CARING UNLIMITED	$ 2,000	$ 2,877	$ 3,894	$ 3,894	$ 3,894	$ 3,394	$ 3,394	$ (500)	-12.8%
OCEAN VIEW CEMETERY	$ 8,000	$ 8,000	$ 8,000	$ 8,000	$ 8,000	$ 8,000	$ 8,000	$ -	0.0%
SO MAINE AGENCY ON AGING	$ 8,000	$ 8,000	$ 8,000	$ 8,000	$ -	$ 8,500	$ 8,500	$ 500	6.3%
YORK COUNTY COMMUNITY ACTION	$ 6,500	$ 6,500	$ 6,500	$ 6,500	$ 6,500	$ 6,500	$ 6,500	$ -	0.0%
MAINEHEALTH CARE AT HOME	$ 6,000	$ -	$ 4,000	$ 4,000	$ 4,000	$ 5,000	$ 5,000	$ 1,000	25.0%
HISTORICAL SOCIETY OF WELLS	$ 37,000	$ 34,000	$ 51,000	$ 43,000	$ 43,000	$ 67,000	$ 67,000	$ 24,000	55.8%
YORK COUNTY SHELTER INC	$ 3,500	$ -	$ 4,000	$ 4,000	$ 4,000	$ 4,000	$ 4,000	$ -	0.0%
KIDS FREE TO GROW	$ 750	$ 750	$ 1,500	$ 2,000	$ -	$ 1,500	$ 1,500	$ (500)	-25.0%
WELLS RESERVE	$ 7,000	$ 9,500	$ 9,500	$ 9,500	$ 9,500	$ 9,500	$ 9,500	$ -	0.0%
WELLS OGUNQUIT SENIOR CENTER	$ 3,000	$ 5,000	$ 20,000	$ 20,000	$ 20,000	$ 20,000	$ 20,000	$ -	0.0%
SHORELINE TROLLEY	$ 5,000	$ 15,000	$ 7,000	$ 25,000	$ -	$ 8,500	$ 8,500	$ (16,500)	-66.0%
SEACOST SHIPYARD ASSOC	$ -	$ -	$ -	$ -	$ -	$ 200	$ 200		
SOUTHERN MAINE SNO-GOERS	$ 1,000	$ 1,000	$ 1,000	$ 1,000	$ 1,000	$ 1,000	$ 1,000	$ -	0.0%
PATRIOT RIDERS OF AMERICA	$ 1,500	$ 1,500	$ -	$ -	$ -	$ -	$ -	$ -	0.0%
SO ME VETERANS' CEMETERY ASSOC	$ 1,000	$ 1,000	$ 1,500	$ 1,500	$ 1,500	$ 1,500	$ 1,500	$ -	0.0%
LIFEFLIGHT	$ -	$ -	$ -	$ 2,000	$ -	$ 2,000	$ 2,000	$ -	100.0%
SUBTOTAL OPERATIONS	**$ 92,250**	**$ 95,127**	**$ 129,894**	**$ 142,394**	**$ 101,394**	**$ 150,594**	**$ 150,594**	**$ 8,200**	**5.8%**
TOTAL GRANTS	**$ 92,250**	**$ 95,127**	**$ 129,894**	**$ 142,394**	**$ 101,394**	**$ 150,594**	**$ 150,594**	**$ 8,200**	**5.8%**

American Red Cross
Northern New England Region

October 19, 2023

Town of Wells
Attn: Jodie Sanborn
208 Sanford Rd.
Wells, ME 04090

Dear Jodie,

As we look ahead to the new year, we take a moment to reflect on our profound gratitude to the municipal partners who help us deliver our lifesaving mission in our community. With your support, we are able to ensure the health, safety, and preparedness of our friends and neighbors throughout Northern New England.

Last year, our staff and volunteer workforce provided an array of services throughout the Northern New England region:

- We made **700 homes safer** by installing **2,177** smoke detectors and educating **897** families about fire safety and prevention through our Home Fire Campaign.
- Trained **42,950 people** in first aid, CPR, and water safety skills. (training data for county level)
- We collected over **133,100 units of blood.** Hospitals throughout Northern New England depend on the American Red Cross for these collections.
- In our region, over **3,400** service members, veterans, and their families received supportive services through our Service to the Armed Forces department.

Your American Red Cross remains committed to providing relief and support. We do this with the help of our incredible volunteers and donors, including you, our friends in Wells. *This year, we respectfully request a municipal appropriation of* ***$4,000.00.*** These funds will directly benefit individuals and families right here in our region, who benefit from our unique services at no cost.

For more information about the work we've been doing in your area, please refer to the attached Service Delivery sheet for York County. If you have any questions, please call us at 1-800-464-6692 or supportnne@redcross.org.

Warmly,

Lauren Jordan

Lauren Jordan
Development Coordinator

American Red Cross
Northern New England Region

York County Service Delivery
July 1, 2022 - June 30, 2023

Disaster Response

In the past year, the American Red Cross has responded to **46 disaster cases** in **York County**, providing assistance to **100 individuals**. Most commonly, these incidents were home fires. Red Cross workers were on the scene to provide food, clothing, lodging, emotional support, and more to families during their hours of greatest need. Our teams also provide Mass Care to first responders. Things like food, water, and warm drinks strengthen the brave people of your local Fire and Police Departments as they answer the call to keep your residents safe.

Town/City	Disaster Events	Individuals
Arundel	1	1
Berwick	3	9
Biddeford	8	18
Buxton	4	11
Eliot	2	4
Hollis Center	1	6
Kennebunk	4	5
Kittery	1	2
Lebanon	1	3
Limerick	1	1

Town/City	Disaster Events	Individuals
Lyman	1	4
North Berwick	1	4
North Waterboro	1	2
Ocean Park	1	1
Old Orchard Beach	4	4
Parsonsfield	1	2
Saco	2	4
Sanford	8	18
West Newfield	1	1

Home Fire Campaign

Last year, Red Cross staff and volunteers worked throughout York County to educate residents on fire, safety and preparedness. We made **18 homes safer** by helping families develop emergency evacuation plans.

Blood Drives

We collected **3,739** pints of lifesaving blood at **141** drives in York County.

Training Services

Last year, **1,247 York County residents** were taught a variety of important lifesaving skills such as First Aid, CPR, Babysitting Skills and Water Safety.

Service to the Armed Forces

We proudly assisted **122** of **York County's Service Members, veterans, and their families** by providing emergency communications and other services, including counseling and financial assistance.

Volunteer Services

York County is home to **117 American Red Cross Volunteers**. We have volunteers from all walks of life, who are trained and empowered to respond to disasters in the middle of the night, to teach safety courses, to help at our many blood drives, and so much more. The American Red Cross is proud that 90% of its staff is made up of volunteers; they are truly the heart and soul of our organization.

American Red Cross
Northern New England Region

		Proposed FY-24 Agency
	REVENUE	
Revenue	Federated Revenue	65,000
	Monetary Contributions	
	Corporate Contributions	852,523
	Foundation Contributions	331,639
	Individual Contributions	1,728,902
	Legacies & Bequests	492,881
	In-Kind Contributions	308,063
	Income From Endowments	109,519
	Contracts	241,621
	Products & Services	1,547,851
	Other Revenues	80,948
	TOTAL LOCAL REVENUE	**5,758,947**
	Support from other ARC units	2,367,953
	TOTAL REVENUE	**8,126,900**
	EXPENSES	
Expenses	Compensation	4,127,104
	Employee Benefits	998,514
	Payroll Taxes	315,723
	Travel	138,989
	Conference & Meetings	8,798
	Financial Assistance	1,055,133
	Supplies and Materials	86,244
	Printing and Promotionals	73,532
	Equipment Maintenance & Rentals	105,101
	Rent	83,512
	Utilities	42,624
	Building Maintenance	63,917
	Professional Fees	421,253
	Contractual Services	
	Insurance	63,103
	Communications	52,441
	Postage & Shipping	36,785
	Other Contractual Services	291,320
	Depreciation	162,807
	TOTAL LOCAL EXPENSES	**8,126,900**
	Support to other ARC units	0
	TOTAL EXPENSES	**8,126,900**
	SURPLUS (DEFICIT)	**0**

Town of Wells, Maine

The Town of Wells is accepting requests for municipal support from social service agencies serving Wells residents for the 2024/2025 budget cycle. This will cover the period from July 1, 2024 through June 30, 2025. **Please answer all questions and attach additional sheets if necessary. Submission deadline is December 4, 2023.** Submit the following electronic application packet to jsanborn@wellstown.org.

1. **One PDF file of this completed application**
2. **One copy of your 501(c)(3) IRS determination letter**
3. **One copy each of the agency's budget for the previous, current and next fiscal year**
4. **Copy of most recent audit or Form 990**

Agency Name: Caring Unlimited

Mailing Address: PO Box 590, Sanford ME 04073

Physical Address: 965 Main Street,Sanford ME 04073

Agency Contact: Susan Giambalvo

Phone Number: 490-3227x101 Email Address: susan@caring-unlimited.org

Agency website: www.caring-unlimited.org

Amount of financial support requested for FY 24-25: $3,394

What percentage of your annual budget does this amount represent? <1%

Total number of individuals served by your organization (unduplicated): 1800

Total number of **Wells residents** served by each of the programs provided by your organization (unduplicated): 19 Wells residents (where location is known) received direct services, 219 nights of shelter, 177 students received education

Please describe your organization and the social services programming provided:

Caring Unlimited is York County's Domestic Violence Resource Center. We work with the community to end domestic violence in York County through a comprehensive array of direct service programs, systems advocacy, and prevention education. Our programs include 24 hour helpline, emergency shelter, transitional housing services, legal advocacy, Individual advocacy and safety panning, group support and education, and school and community-based prevention education, and professional training and consultation. Each year we serve about 1800 adults and children. The goal of all of our services is to increase safety and to increase access to resources, especially meeting emergency needs including food, shelter, housing, transportation, and safety concerns. We work closely with other public agencies such as law enforcement and the court systems as well as other nonprofits to improve system responses to victims of domestic violence and to enhance the services that we are able to offer. All services are offered free of charge.

What is the dollar value of services provided to Wells residents and how is that amount calculated?

The dollar value of services provided to Wells Residents last year was $47,048.
Caring Unlimited has three units of service, one hour of individual or group support; one shelter bednight, and one classroom presentation. These amounts are arrived at by dividing the program area budget by the number of units of service provided. Wells residents received 300 hours of direct support, 219 shelter bednights, and 177 students received classroom presentations.

Are there fees charged for your services? If yes, please describe and include any accommodations that are made for those applicants unable to pay for services?

We do not charge fees for any of our services.

Please list other municipalities that provide financial support and the amounts provided: *(Attach additional sheet if necessary)*

Please see attached information.

How will the funds from the Town of Wells be used, if granted?

Caring Unlimited counts on municipal support to meet our annual operating budget and to provide critical matching funds that are a requirement to receive Federal awards for our programs and services. Your support demonstrates your commitment to creating a safe York County for all its residents and help us meet the complex needs of the people we serve.

If you have applied for funding from the Town of Wells in the past, is this request an increase or decrease? If yes, what is the reason for the change? If no, what has prompted your request?

This request is more than what we have received from Wells in the past but a small fraction of the value of services provided to the community. Since the pandemic, we have seen increased demand for our services and supported survivors facing increased levels of complexity, danger, and unmet needs. At the same time, cuts to traditional sources of funding and an end to pandemic aid with our own rising costs jeopardize our core services.

Can you highlight an instance where your organization made a difference in the life of a Wells resident?

To protect confidentiality we have included a recent client testimonial from a family who used our services to secure safety and permanent housing. "After 9 plus years of feeling so hopeless, so sad, lost and stuck, I thought I would never be able to do this life with three kids alone. I was conditioned to believe that I was worthless. Caring Unlimited changed my entire life. I mean that. They look me and my kids in and treated me as an individual a woman with feelings. They picked me up off my back... shook me off and paved every single step with love, comfort, and most importantly safety! I never for a second after entering shelter felt scared, felt alone, or felt uncomfortable. They made sure I had absolutely zero need for my abuser. They made me see the worth within myself and gave me the strength to do this alone. The advocates never failed me from a stamp to helping me get all the information to start school again. Incredible. I will never forget this program. It was an absolute blessing. It is exactly what it was designed for. It did not fail me. I pray anyone who is stuck, or feels hopeless reaches out, makes that's temporary uncomfortable move for permanent peace."

I hereby certify that this application is complete and that all of the information in this application and supplementary materials is true and accurate and signed the same in my capacity as

Susan Giambalvo, Executive Director

Name and Title

Susan Giambalvo Digitally signed by Susan Giambalvo Date: 2023.12.01 09:23:48 -05'00'

Signature

12/1/2023

Date

Municipality	FY 23 Amount Received
Town of Acton	$801
Town of Alfred	$575
Town of Arundel	$1,279
City of Biddeford	$6,000
Town of Buxton	$2,513
Town of Cornish	$500
Town of Dayton	$639
Town of Eliot	$2,015
Town of Hollis	$1,100
Town of Kennebunk	$3,461
Town of Kennebunkport	$1,089
Town of Limerick	$956
Town of Limington	$1,100
Town of Newfield	$500
Town of North Berwick	$1,493
Town of Parsonsfield	$537
City of Saco	$6,114
Town of Shapleigh	$876
Town of South Berwick	$500
Town of Waterboro	$2,381
Town of Wells	$500
Town of York	$8,250

CaringUnlimited
York County's Domestic Violence Program

P.O. Box 590 Sanford, Maine 04073
tel. 207.490.3227 fax 207.490.2186
caring-unlimited.org

Board of Directors

Maura Keaveney
Chair
Maine Attorney General's Office

Lynn Howe
Treasurer
Kennebunk Savings

Audrey Okun-Langlais, D.O.
Secretary
Retired

Joy Symon Fall
Southern Maine Health Care

Nicholas Houde
Southern Maine Health Care

Sharon Kerner
Retired

Rebekah Lowell
Author/Illustrator

Dana Prescott, Esq.
Prescott, Jamieson Murphy Law Group

Cornelia Stockman
Retired

Ex-Officio

Susan Giambalvo,
Caring Unlimited Executive Director

November 30, 2023

Town of Wells
208 Sanford Rd.
Wells, Maine 04090

Dear Town of Wells,

Thank you in advance for your consideration of Caring Unlimited's annual request for support from the Town of Wells. Each year, your support helps to ensure that members of your community and all residents of York County experiencing domestic violence and abuse have access to the life-changing and life-saving supports they need.

The need for Caring Unlimited's full range of programs and services throughout our community is significant. Those experiencing domestic abuse and violence require multi-faceted support to meet their needs and overcome barriers to accessing safety. We experience a constant high demand for our emergency shelter, where the length of stay has increased due to a shortage of affordable housing. Our civil legal program is serving more people than ever, people who are looking for help with protection orders, child support and custody matters. We consider the Town of Wells our partner in responding to the critical needs of our friends and neighbors.

This past year our direct service programs, including the 24-hour helpline, served 1872 people. Our community education program provided prevention education, training, and consultation to 2974 students and other members of our community.

As always, we are committed to sustaining our core direct service programs to ensure they remain strong and accessible to anyone 24 hours a day, free of charge. To support our efforts, we routinely seek new sources of funding to meet the ongoing and emergency needs of victims and survivors of domestic violence in our county and to develop collaborations with other community services to expand the impact of our work. One of our competitive federal grants from the Office of Violence against Women pays for a Domestic Violence Investigator at the York County Sheriff's Office, and another supports a youth educator at Sexual Assault Response Services of Southern Maine (SARSSM). These partnerships are essential to survivors, and to our entire community as we continue to work to expand our reach and increase the accessibility of our programming.

Caring Unlimited counts on municipal support to meet our annual operating budget and to provide critical matching funds that are a requirement to receive Federal awards for our programs and services. Your support demonstrates your commitment to creating a safe York County for all its residents.

The following is a snapshot of how Town of Wells residents accessed CU's no-cost services last year. Because we are only able to collect location data on about half of the people that use our services, the

number of individuals served and hours of service listed are likely twice as much as the conservative number reported here.

SERVICE PERIOD:	10/1/22-9/30/23
TOWN OF WELLS RESIDENTS SERVED LAST YEAR (Unduplicated individuals served)	19 Individuals
TOTAL HRS OF INDIVIDUAL ADVOCACY PROVIDED LAST YEAR (Supportive Counseling and/or Legal Assistance Provided to Individuals):	226.95 Hours
TOTAL HRS OF GROUP SERVICES PROVIDED LAST YEAR (Support and/or Education Groups):	68.75 Hours
TOTAL # OF EMERGENCY SHELTER BEDNIGHTS PROVIDED LAST YEAR:	219 Bednights
TOTAL # OF STUDENTS RECEIVING PREVENTION EDUCATION	177 Students
COST TO CARING UNLIMITED OF SERVICES OF PROVIDED TO TOWN OF WELLS LAST YEAR:	**$47,048.08**
FY24 SUPPORT REQUESTED:	**$3,394**

Thank you for your commitment and partnership as we work together to end abuse.

Caring Unlimited is committed to pursuing the necessary solutions and strategies to keep victims of domestic violence safe in our community. With your help we can respond creatively, proactively, and flexibly. Please reach out to me if you would like any additional information or if there is something specific that your community needs from us at this time.

Sincerely,

Susan Giambalvo
Executive Director
207-490-3227 x101
Susan@caring-unlimited.org

OCEAN VIEW CEMETERY, INC

September 9, 2023
Town of Wells
Attn: Jodie Sanborn, Finance Director
208 Sanford Road
Wells, Maine 04090

To: Town of Wells Re: Annual Request

The Ocean View Cemetery, Inc. of Wells, Maine respectfully submits its annual request to the People of the Town of Wells for an appropriation of $8,000.00 for the maintenance and up-keep of all of the Veterans and Paupers graves with in the cemetery for the coming year 2025FY2025/2026.

We have tried over the years to keep an account of the Veterans graves that are maintained by the Ocean View Cemetery. There are over 550 veteran's graves at Ocean View Cemetery. Many years ago we charged a fee of $20.00 per year/per lot for annual care. This $8,000.00 request represents less than $15.00 per lot for the up-keep of the veteran's graves in Ocean View Cemetery.

There are many graves, which do not have perpetual care and have no know living relatives or friends willing to maintain them. Currently sale lots includes money to invest in our perpetual care funds. These funds are invested and only the interest may be used for the cost to maintain the cemetery.

The service rendered by Ocean View Cemetery is cutting and trimming all of the grass and brushes around these lots as needed. The time required for this service varies each year depending on the weather (days of rainfall or sunshine).

The Ocean View Cemetery maintenance and up-keep program receives its support from the interested earned on the Perpetual Care Funds; a portion of the sales of lots; Town Appropriation, and lastly the time and help of our volunteers to manage the Corporation. If any of the Trustees can be of any further assistance in explaining this request, we would be most happy to meet the Selectmen or Budget Committee.

Respectfully yours,

Richard Clark, President
Michele Stivaletta-Noble, Treasurer/Secretary

PO Box 11 Wells, Maine 04090

Southern Maine AGENCY On AGING
Creating Better Days

FISCAL YEAR 2023-2024 REQUEST FOR FUNDING TO: Town of Wells

FROM: Southern Maine Agency on Aging

Date: 12/27/23

2023 REQUEST AMOUNT: $8,500

The Southern Maine Agency on Aging – What do we do?

The Southern Maine Agency on Agency's mission is to improve the quality of life for older adults, adults with disabilities and the people who care for them. For over 50 years, the Southern Maine Agency on Aging (SMAA) has provided residents of York and Cumberland counties of Maine with resources and assistance to address the issues and concerns of aging. The programs and services at SMAA are designed to foster independence, reduce the burden on families and caregivers and promote an active and healthy lifestyle for individuals as they age.

Our programs address basic human needs like nutrition, socialization, access to available benefits and services, and improving the health and wellbeing of thousands of Mainers. Our mission has never been more vital, and SMAA relies on the dedication of a 60-person staff and more than 400 active volunteers to provide its many services like Meals on Wheels, adult day programs at the Sam L. Cohen Center, family caregiver support, Agewell classes and support groups, and Medicare counseling.

How do we serve Town of Wells Residents?

Last year, **293** residents received the following support and assistance from SMAA valued at **$124,781**

- **76** Wells residents received assistance through the SMAA's Information and Resources program - staffed by Resources Specialists and Social Workers who work with seniors and their families by phone or in-person to provide information and support, and to increase access to available benefits. Those residents experienced **143** contacts with SMAA staff;

- **46** Wells residents received case management services from Resource Specialists and Social Workers. Staff assisted in connecting these residents to services such as coordinating transportation and appointments as well as application assistance. These meetings included direct assistance, a comprehensive needs assessment, and may include home visits. Staff provided **39** hours of support;

- **33** residents received Medicare and other insurance counseling. In addition to helping choose the best coverage for each individual, Agency volunteers assisted in saving participants hundreds and often thousands of dollars on yearly insurance and prescription costs;

- **30** residents participated in SMAA's Community Café and/or "As You Like It" congregate dining programs through which they received **752** affordable and nutritious meals, and socialized, helping to reduce their risk of isolation and loneliness.

- and **51** Wells residents, who are temporarily or permanently homebound and who cannot shop for or prepare meals on their own, received **7,955** home-delivered meals, safety checks, and vital socialization through the Meals on Wheels and Simply Delivered for ME programs.

Why is this work important?

SMAA continues to see a heightened need for services during this tumultuous time. Even as clients return to in-person activities, the impact of social isolation and loneliness will continue to fuel a demand for SMAA's services. Just like our local hospitals and other institutions have had to scale up their capacity to serve the increased medical and other needs in our communities, SMAA must remain poised and positioned to help vulnerable older adults stay safe and healthy at home.

We know that the needs of older adults are becoming more critical and complex. Our programs aim to increase access to knowledge, information, and resources for vulnerable senior populations in our region who are challenged by food insecurity, social isolation, financial strain, and physical and mental health decline.

Recently, SMAA connected with Deborah* through the Information & Referral hotline. Deborah has a host of medical issues, very limited resources, and whose only natural support is her husband, whose health is suffering. Deborah called us because she was struggling with hunger; she was completely out of food, had no food stamps, and was homebound with nobody to go to the store for her. SMAA's staff were able to connect Deborah with immediate food assistance that day. We delivered emergency meals to Deborah and did a full needs assessment at her home by a licensed SMAA social worker. She now receives regular nutrition support for both her and her partner, and is signed up for food stamps. Additionally, Deborah has been connected with additional resources like SMAA's Phone Pal program, which provides telephonic assurance. The full needs assessment SMAA completed allows us to monitor her health, progress, and well-being.

Sadly, Deborah's case is one of thousands that our team encounters each year. As the needs of older adults become more complex and more urgent, SMAA relies on the generosity of friends like the Town of Wells to preserve and provide critical services for older and disabled Mainers and their caregivers who so desperately need our help.

*Name has been changed to protect client confidentiality.

Request for support:

SMAA will be relying on the continued support of partners like the Town of Wells to help respond to and meet these growing needs of our older friends, family, and neighbors. This year, we are asking the Town of Wells to consider a contribution of $8,500 in unrestricted support to help SMAA meet the ever-evolving and increasing needs of older and disabled Wells residents and their caregivers.

THANK YOU FOR YOUR CONSIDERATION OF THIS REQUEST.

PLEASE CONTACT

MEGAN WALTON, CHIEF EXECUTIVE OFFICER AT

207-396-6500 WITH ANY QUESTIONS. mwalton@smaaa.org

Town of Wells, Maine

The Town of Wells is accepting requests for municipal support from social service agencies serving Wells residents for the 2024/2025 budget cycle. This will cover the period from July 1, 2024 through June 30, 2025. **Please answer all questions and attach additional sheets if necessary. Submission deadline is December 4, 2023.** Submit the following electronic application packet to jsanborn@wellstown.org.

1. **One PDF file of this completed application**
2. **One copy of your 501(c)(3) IRS determination letter**
3. **One copy each of the agency's budget for the previous, current and next fiscal year**
4. **Copy of most recent audit or Form 990**

Agency Name: York County Community Action Corporation

Mailing Address: 6 Spruce Street, P.O. Box 72, Sanford, ME 04073

Physical Address: 6 Spruce Street, Sanford, ME 04073

Agency Contact: Brad Bohon

Phone Number: 207 408-5625 Email Address: BradB@yccac.org

Agency website: www.yccac.org

Amount of financial support requested for FY 24-25: $6,500

What percentage of your annual budget does this amount represent? 0.023

Total number of individuals served by your organization (unduplicated): 54,618

Total number of **Wells residents** served by each of the programs provided by your organization (unduplicated): 2,340

Please describe your organization and the social services programming provided:

York County Community Action Corporation (YCCAC) programs include:

• WIC (Women, Infants & Children—nutrition services);
• Children's Services (Head Start and Early Head Start—early education);
• Energy Services, which includes the Home Energy Assistance Program (HEAP), Energy Crisis Intervention Program (ECIP), Central Heating Improvement Program (CHIP), Weatherization and Home Audits—and, from March 2020 to 2023, Maine State Housing's Rental Assistance Program;
• Transportation Services, which offers Sanford Transit, WAVE Bus Program, Kennebunk In-Town Transportation (KITT), Shoreline Explorer, Southern Maine Connector, Connecting to Cancer Care Program, Local Rides, Orange Line, and Volunteer Driver Program;
• Department of Economic Opportunity, which houses Community Outreach, the VITA Free Tax Preparation Program, Housing Counseling, Foreclosure Counseling and Prevention, the Homebuyer Education Program, and York County CA$H, which connects people with tools and opportunities to achieve credit repair and financial independence and security;
• Nasson Health Care, our Federally Qualified Community Health Center, which provides primary medical, dental, and behavioral health care to residents of York County and neighboring communities. Our services include preventive care as well as treatment for acute and chronic conditions. In addition, Nasson offers health education, care management, and referrals to specialists and other services.

YCCAC programs serve critical immediate needs while delivering vital services to clients and patients to help them become healthy, financially stable, and productive members of their communities.

What is the dollar value of services provided to Wells residents and how is that amount calculated?

The total dollar value of services provided to Wells residents during the 2022/23 fiscal year was $1,621,165. The value of each service varies in accordance with available funding for the program, in some cases with the household size and income (e.g., the Home Energy Assistance Program, known as HEAP), and as the actual dollar amount invested in the service (e.g., Weatherization, Rental Relief). Please see attached "Services Provided to Wells Residents by York County Community Action Corporation Fiscal Year 22/23."

Are there fees charged for your services? If yes, please describe and include any accommodations that are made for those applicants unable to pay for services?

There are no fees for YCCAC Program services, with the exception of Nasson Health Care. Our Federally Qualified Health Care Program offers a sliding-scale fee for low-income clients and those without insurance, based on household income. Clients/patients are provided services regardless of ability to pay. No one in need is turned away.

Please list other municipalities that provide financial support and the amounts provided: *(Attach additional sheet if necessary)*

Acton $1,600, Alfred $2,100, Arundel $1,600, Biddeford $4,000, Buxton $2,000, Cornish $700, Dayton $750, Eliot $1,600, Hollis $3,400, Kennebunk 6,000, Kennebunkport $4,000, Kittery $2,500, Limington $3,050, Newfield $1,200, North Berwick $2,250, Ogunquit $500, Parsonsfield $1,250, Saco $4,000, Sanford $3,677, Shapleigh $2,700, South Berwick $1,900, Waterboro $3,500, York $6,750.

How will the funds from the Town of Wells be used, if granted?

Funding provided by the Town of Wells allows YCCAC to deliver critical services for which no other funding source is available. The funding is generally directed to the Community Outreach program, which provides assistance to many of York County's neediest residents. Outreach workers can deliver assistance ranging from information and referral, advocacy, emergency assistance for shelter, utilities, heat and food. Outreach workers can also help with long-term goals, such as establishing or repairing personal credit, managing a budget, and building assets.

If you have applied for funding from the Town of Wells in the past, is this request an increase or decrease? If yes, what is the reason for the change? If no, what has prompted your request?

The funding requested from the Town of Wells ($6,500) has not changed from the last fiscal year.

Can you highlight an instance where your organization made a difference in the life of a Wells resident?

Our Community Outreach program worked with a single mom with one child to move into an apartment in Wells after completing YCCAC's "A Place for Us Program." The Outreach worker—through use of the Hope Fund, which is supported almost entirely by municipal contributions—was able to pay the first month's rent and the security deposit for the family. The Outreach worker partnered with other local nonprofits to purchase new clothing and school supplies for the child prior to entering school for the first time. The child was experiencing behavioral issues (Attention-Deficit Hyperactivity Disorder, or ADHT, and severe anxiety), and was referred to Nasson Health Care (YCCAC's Health Services Program) for treatment. Our Outreach team continues to assist the family with referral to other agency programs, including Transportation and Energy Services

I hereby certify that this application is complete and that all of the information in this application and supplementary materials is true and accurate and signed the same in my capacity as

Brad Bohon Community Relations Manager

Name and Title

Brad Bohon

Signature

11-17-23

Date

York County
COMMUNITY
ACTION
Corporation

Services provided to **WELLS** Residents
By York County Community Action Corporation
Fiscal Year 22/23

	# of households Served
ECONOMIC OPPORTUNITY – Community Outreach	377
Emergency Financial Assistance	30
Tax Preparation	26
Financial Coaching	0
Housing Counseling	151
Homeownership Education	10
Default Homeownership Assistance	30
ENERGY – HEAP	236
WEATHERIZATION	21
RENTAL RELIEF	415*
HEADSTART – Centers & Combo Option	0
EARLY HEADSTART	1
NASSON HEALTH CARE	220
TRANSPORTATION – Buses/Vans (Miles)	333
Volunteer Drivers (Miles)	4,081
Riders	14
WIC – Women Infants & Children	97
Dollar Value of Services provided to WELLS Residents	**$1,621,165**
2023/24 - Total Amount Requested	**$6,500**
	*$670,569

Town of Wells, Maine

The Town of Wells is accepting requests for municipal support from social service agencies serving Wells residents for the 2024/2025 budget cycle. This will cover the period from July 1, 2024 through June 30, 2025. **Please answer all questions and attach additional sheets if necessary. Submission deadline is December 4, 2023.** Submit the following electronic application packet to jsanborn@wellstown.org.

1. **One PDF file of this completed application**
2. **One copy of your 501(c)(3) IRS determination letter**
3. **One copy each of the agency's budget for the previous, current and next fiscal year**
4. **Copy of most recent audit or Form 990**

Agency Name: MaineHealth Care at Home

Mailing Address: 15 Industrial Park Rd, Saco, ME 04072

Physical Address: 15 Industrial Park Rd, Saco, ME 04074

Agency Contact: Roy Garland, Marketing & Development Coordinator

Phone Number: 207-391-6513 Email Address: roy.garland@mainehealth.org

Agency website: homehealth.org

Amount of financial support requested for FY 24-25: 5,000

What percentage of your annual budget does this amount represent? ~0.017

Total number of individuals served by your organization (unduplicated): 6,874

Total number of **Wells residents** served by each of the programs provided by your organization (unduplicated): 71

Please describe your organization and the social services programming provided:

Our program addressed the medical needs of individuals through home health care. We provide nursing services, rehabilitative therapies, social work, and other support services that are integrated the patient's larger plan of care directed by their physician. These are essential services as all patients must be deemed homebound by their physician to receive care. Home health services are provided under physician order through a physician referral. The need for our services is determined and measured by the thousands of home health referral sent to, and received by, our agency and a number of others in the Southern Maine region. A portion of this care is provided to patients who cannot pay fully, if at all.

What is the dollar value of services provided to Wells residents and how is that amount calculated?

The total dollar value of services provided to residents of Wells by MHCAH was $271,350, with $10,430 of that total being charity care services or care not reimbursed by government payors. We calculate this figure annually by multiplying the average cost per visit by the total number of visits delivered to the Town, given the fact that we have precise patient visit numbers.

Are there fees charged for your services? If yes, please describe and include any accommodations that are made for those applicants unable to pay for services?

We have a published Charge Schedule which summarizes the hourly cost of services delivered by each discipline. Based on a determination of need for each patient, charges are adjusted, with services ultimately paid for either by an insurance provider, Medicare/Medicaid, private pay, or some combination of the listed payors.

For patients without the resources or coverage to afford care, we offer a sliding fee structure that allow them to receive care at no charge, or at a reduced rate. No patient is turned away as a result of their inability to pay, which is not the case at many for-profit home health service providers. It is this figure that we seek to raise funding for through this application and others to area towns, private donors, foundations, and corporations.

Please list other municipalities that provide financial support and the amounts provided: *(Attach additional sheet if necessary)*

Baldwin ($3,200), Brownfield ($250), Cape Elizabeth ($2,275), Casco ($4,000), Cumberland ($500), Denmark ($500), Gray ($2,500), Naples ($1,000), North Yarmouth ($500), Sebago ($500), Windham ($500), Arundel ($1,450), Cornish ($500), Eliot ($2,000), Hollis ($1,850), Kennebunkport ($1,000), North Berwick ($7,600), Shapleigh ($2,000), York ($2,000).

How will the funds from the Town of Wells be used, if granted?

All funds are directly applied to the cost of charity/uncompensated care rendered to Wells residents.

If you have applied for funding from the Town of Wells in the past, is this request an increase or decrease? If yes, what is the reason for the change? If no, what has prompted your request?

This request is below our request from last year but above the amount that we were approved for, and below amounts approved by the Town in previous years. Each year we seek to support our charity and uncompensated services delivered through an approach of municipalities in support of our cause. I hope the Town finds this request reasonable, but understand that it may not be able to be funded in its entirety.

Can you highlight an instance where your organization made a difference in the life of a Wells resident?

HIPAA requirements make it a challenge to share identifiable information. I would like to note that over the last year, we have cared for patients over an age range of 99 years. We are proud to frequently serve patients at various stages of life.

I hereby certify that this application is complete and that all of the information in this application and supplementary materials is true and accurate and signed the same in my capacity as

Roy Garland, Marketing & Development Coordinator

Name and Title

Roy Garland Digitally signed by Roy Garland Date: 2024.01.08 15:21:10 -05'00'

Signature

1/8/2024

Date

Town of Wells, Maine

The Town of Wells is accepting requests for municipal support from social service agencies serving Wells residents for the 2024/2025 budget cycle. This will cover the period from July 1, 2024 through June 30, 2025. **Please answer all questions and attach additional sheets if necessary. Submission deadline is December 4, 2023.** Submit the following electronic application packet to jsanborn@wellstown.org.

1. **One PDF file of this completed application**
2. **One copy of your 501(c)(3) IRS determination letter**
3. **One copy each of the agency's budget for the previous, current and next fiscal year**
4. **Copy of most recent audit or Form 990**

Agency Name: The Historical Society of Wells and Ogunquit

Mailing Address: PO Box 801, Wells, Maine 04090

Physical Address: 938 Post Road, Wells, Maine 04090

Agency Contact: Bryce Waldrop, Executive Director

Phone Number: 207-646-4775 Email Address: info@wohistory.org

Agency website: www.wellsogunquithistory.org

Amount of financial support requested for FY 24-25: $23,000 and *$54,000 * 44,000 from Wells

What percentage of your annual budget does this amount represent? $23k is 23% of our annual budget for this year.

Total number of individuals served by your organization (unduplicated): 11,000 residents and additional visitors.

Total number of **Wells residents** served by each of the programs provided by your organization (unduplicated): The entire town benefits from the preservation of its shared history.

Please describe your organization and the social services programming provided:

The Society was formed in 1954, and for more than fifty years has made its home in the iconic 1862 First Church Meetinghouse. We are governed by a volunteer Board of Directors, a part-time Executive Director, a Bookkeeper, and a team of dedicated volunteers. We have an active membership base which includes members from all over the United States. We maintain the Meetinghouse Museum, Esselyn Perkins Research Library, and an archive of more than 10,000 historical objects. Our stated mission is:

"The mission of The Historical Society of Wells and Ogunquit is to foster an understanding and appreciation of history for the enlightenment and education of visitors and residents. The Society recognizes the interrelationship of the two towns together with their unique characteristics and identities."

We serve the community in numerous areas of research, study, education, and outreach that pertain to the towns of Wells and Ogunquit, the State of Maine, and New England. The building, archives, libraries, and collections that we preserve speak to local, national, and international historical narratives that contribute to the development of our culture and society. To this end, the Society provides museum tours, lectures, walking tours, events, and programs for all ages. Our childrens' programming is free for families and there are activities available for children at any time.

We also provide research support to people from all over the town, the Nation, and the world, to connect them with their family history. The Society actively works with local schools to share historical resources with students and educators, and we offer free membership to any York County educator.

As a cultural museum organization, we provide learning opportunities for all aspects of local history, including Indigenous people, BIPOC voices and stories, and women's history, among others. This is reflected in our programs, lectures, and the research materials available to visitors.

What is the dollar value of services provided to Wells residents and how is that amount calculated?

We would like to take more time to reflect on this.

Are there fees charged for your services? If yes, please describe and include any accommodations that are made for those applicants unable to pay for services?

We have annual membership costs which range from Free (for York County Educators), $30 for individuals, $50 for families, and up. If a member has any concerns with the fees, we always accept whatever they are able to pay.

We offer a combination of free and fee-based programs throughout the year. We charge a minimal fee, typically $10 to $12 per person. We also offer discounts for our members. We have found these fees to be a healthy balance between covering operating costs while keeping programs accessible to attendees.

We offer donation-based events and programs as well, such as the Woodies in the Cove Car Show and Fundraiser.

Membership also includes two free program passes.

Please list other municipalities that provide financial support and the amounts provided: *(Attach additional sheet if necessary)*

Town of Ogunquit: $10,000 annually.

How will the funds from the Town of Wells be used, if granted?

$23,000 will go directly to support our operations, including utilities, maintenance, staff, and providing access to collections and programs for the public.

$54,000 of capital funding will go directly to the proposed project (Basement moisture mitigation and structural support).

If you have applied for funding from the Town of Wells in the past, is this request an increase or decrease? If yes, what is the reason for the change? If no, what has prompted your request?

Operations Funding Request: No increase.

Capital Project Request: Increased, due to cost of proposed capital project.

Can you highlight an instance where your organization made a difference in the life of a Wells resident?

Each week we connect residents (and former residents) with their family history in the town of Wells. Wells residents visit the Meetinghouse Museum where they are introduced to 12,000 years of history, or they visit the research library to learn more about their family. These experiences are all unique and can be transformative.

Recently, we were visited by Janet (Taylor) Brdar, the first Wells resident to attend West Point Military Academy. We provided a museum tour for Janet and her family, and took photos with the uniform she wore at West Point, which is displayed in the museum. It was a meaningful moment, and one that we will share with the public through social media and our newsletter.

Another moment happened when a resident came to donate a collection of family items related to her Mother's time in the Women's Relief Corps. The collection includes photographs, World War II ration cards, letters, and the original uniform her mother wore. It gave her great peace knowing these items would be cared for and her story will help educate others about this important time in our history.

I hereby certify that this application is complete and that all of the information in this application and supplementary materials is true and accurate and signed the same in my capacity as

Bryce Waldrop, Executive Director

Name and Title

Signature

Date

HISTORICAL SOCIETY OF WELLS & OGUNQUIT

Preserving Treasures of the Past as an Investment for the Future

October 24, 2023

Michael Pardue, Town Manager
Town of Wells
PO Box 398
Wells, ME 04090-0398

Dear Michael,

On behalf of the Board and Staff, members and friends, I would like to thank the Town of Wells for its vital and continued support of our mission of "Preserving Treasures of the Past as an Investment for the Future." 2023 has been a busy year for the Society, with continuous events, museum tours, research support, and public outreach. It has also been an unprecedented year of capital improvements, including painting the Museum and Meetinghouse, installing heat pumps, completing pest exclusion in the tower and steeple, and upgrading our computer systems to support the digitization of our archives. We do not sit still, and your support is vital to our mission.

Each year we face the challenges involved in the upkeep of our historic Meetinghouse, the preservation and enhancement of our artifacts and archival material, and adoption of the best technology to help us achieve these aims. The cost in these areas is ever increasing and falls entirely on the HSWO. ***We are the only cultural organization focusing on the common history of Wells and Ogunquit and believe we are an integral part of this community.*** We hope our fellow residents and seasonal visitors will agree that the work we do is valuable and that we play an important role in preserving the quality of life in Wells and in telling its story.

This letter is a request for funds from the Town of Wells for 2024 to assist in the operation of The Historical Society of Wells & Ogunquit. While we are assiduous in our fundraising efforts, the funding provided by the Town of Wells is essential to our continued operation. We are grateful for your consistent support and again we respectfully ask that the Town provide funds in the amount of $23,000. We can assure Wells residents and leaders that these funds will provide vital support for our mission.

The Historical Society of Wells and Ogunquit is also asking the Wells Board of Selectmen to approve an article to be placed on the warrant of the next town meeting to fund the *Meetinghouse Basement Moisture and Structural Repair Project*, which includes installing supports beneath carrying beams and a moisture mitigation system. The Meetinghouse is the jewel piece of the Society, and is listed on the National Register of Historic Places. The total project cost is $54,000 and we request a contribution proportionate to the annual funding we receive from both Wells and Ogunquit. Hence, we ask Ogunquit voters to approve $10,000, and Wells voters to approve $44,000. Please see the attached Capital Plan for additional information.

938 Post Road P.O. Box 801 Wells, Maine 04090 Tel. 207-646-4775 info@wohistory.org

The Society saw increased visitation this year as people continue to travel and explore our seacoast communities. We welcomed patrons from both Wells and Ogunquit, and from around the world, and our staff was pleased to offer museum tours, programs for adults and families, and valuable research assistance. Meaningful connections were made with every visit and occasionally distant relatives met for the first time. We endeavor to partner with local groups to ensure our resources remain in use and serve the public. This year, we have partnered with a local non-profit choir instruction group to utilize the Meetinghouse for their weekly lessons and recitals.

Woodies in the Cove returned for its 12th year, once again drawing hundreds of visitors from all over New England, and antique car owners from around the nation. We had significant sponsorship from the Wells business community, including many long-term supporters. Woodies is our most popular and successful event. People of all ages gathered to view this 'rolling museum' of stunning antique cars, before bidding them well on their parade through Wells and Perkins Cove. Summer in Wells and Ogunquit would not be the same without this treasured experience, which raised $5,700 for the Historical Society.

Our Board of Directors includes ten members and represents both the Wells and Ogunquit communities. This year, Reverend David Hughes of the Wells Congregational Church, has joined the Board. Each member brings unique talents and is dedicated to sharing local history, preserving our landmark building, and growing our organization. We are also supported by a team of volunteers who dedicate their time each week for research, maintenance, tours, development, and organizing our archives. We could not complete our mission without their valuable contribution. We have also added a new internship program, and have engaged an archival studies graduate to assist in our archives.

We continue our fundraising efforts, with generous support from Davis Family Foundation who provided a matching grant to paint the historic Meetinghouse. Our annual fund was a great success, raising $6,000, and our membership is always increasing. Membership dues provide much-needed operation support, and allow us to engage directly with our community.

We were pleased to work with our community partners this year like the Wells Public Library, the Wells Chamber of Commerce, and the Town of Wells. We welcomed the opportunity to represent the Historical Society at public events like Wells Harbor Fest and on election day, where we engaged with visitors and families, sharing fun facts about local history. We are grateful to our many business sponsors who donate goods and services to make these events a great success. The HSWO hosted the only children's event during the Christmas by the Sea weekend which was attended by 12 children and more than 15 caregivers. This is such a fun start to the holiday season and we look forward to hosting this special event again this year. The very next day, our Holiday Market at the Meetinghouse is an important fundraiser and a great way to kick off the Wells Holiday Parade each year.

HISTORICAL SOCIETY OF WELLS & OGUNQUIT
Preserving Treasures of the Past as an Investment for the Future

We work hard as a cultural organization to preserve and bring to life the history of Wells and hope you will agree that the funds you have provided to us in 2023 have been well spent. I have attached our Society's 2023 Capital Plan, which includes our most recent financial report. I will be happy to answer any questions you may have: I can be reached by phone at (207) 645-1663 or by email at sgoodman1@mtb.com.

Our Board of Directors and I hope that we have demonstrated to you that the Town of Wells is receiving value for the funds which it grants to our Society, and that you will allocate $23,000 to support us in 2024, as well as putting on the warrant our *Meetinghouse Basement Moisture and Structural Repair Project* to approve the amount of $44,000.

Sincerely,

Suellen Goodman

Suellen Goodman, Chairwoman of the Board

Attachments:

1. HSWO 5-Year Capital Plan & Financial Statement

938 Post Road P.O. Box 801 Wells, Maine 04090 Tel. 207-646-4775 info@wohistory.org

5-YEAR CAPITAL PLAN

HISTORICAL SOCIETY OF WELLS & OGUNQUIT

Fall 2023

Respectfully Submitted by:

HSWO Board of Directors

Bryce Waldrop, Executive Director

Historical Society of
Wells & Ogunquit
938 Post Road
Wells, Maine 04090
(207) 646-4775
info@wohistory.org

www.wellsogunquithistory.org

"Preserving the treasures of the past as an investment for the future."

For more than fifty years, the Historical Society of Wells and Ogunquit has made its home in the iconic 1862 First Church Meetinghouse. The Meetinghouse Museum contains artifacts from the Indigenous Abenaki people, local families, fishermen, farms, artists, and businesses, and tells the enduring story of Wells & Ogunquit. The Meetinghouse is also the home of the Esselyn Perkins Library, one of the finest genealogical collections in Southern Maine. The library contains family histories, extensive historical references, as well as town histories for York County, Maine, and New England.

We serve the community in numerous areas of research, study, education, and outreach that pertain to the towns of Wells and Ogunquit, the State of Maine, and New England. The building, archives, libraries, and collections that we preserve speak to local, national, and international historical narratives that contribute to the development of our culture and society.

To ensure our historic resources and programs continue to serve the community for the next half-century, or more, the Board of Directors has prepared the following Capital Plan. Our plan addresses the needs and goals of the HSWO, including building repairs, infrastructure upgrades, and program improvements. Each project is in keeping with the Society's mission and goals of preserving the treasures of the past and sharing these cultural resources with all generations.

We intend to seek funding for these projects through a combination of civic/town grants, private foundations, fundraising, events, and our annual fund appeal. Recently, the HSWO completed a capital fundraising campaign which raised $98,000 in both monetary and in-kind donations. This was a 50% funding match from the Hall family, who provided $50,000 towards the campaign.

The HSWO will keep its plan and priorities under review, and present annual updates to our community partners. We are grateful for your support in preserving the history of these two Maine towns.

2023-2024 Board of Directors & Staff

Suellen Goodman, Chairwoman	Robin Millward, Board Member
Rachael Kloss Pawlik, Vice-Chair	Sean Roche, Board Member
Marilyn Stanley, Treasurer	Heidi Soper, Board Member
Irene J. Crocker, Board Member	Julie Twombly, Board Member
Rev. David Hughes, Board Member	Bryce Waldrop, Executive Director
Chuck MacDonald, Board Member	Pam Newcombe, Bookkeeper

Recently Completed Capital Projects

	Exterior Painting- Library & Museum **2022 - 2023** **$8,850 Project Total** (Capital Campaign Funds) All siding and trim were scraped, primed and painted using a high-quality finish. *Mission Focus: Preserving our Building & Site*
	Library and Museum Heat Pump Installation **2023** **$32,000 Project Total** ($28,000 provided by the Town of Wells) Heat pumps were installed in the Museum and Library, completing our facility-wide upgrade. This will provide both heat and air conditioning and vastly improve collections care, visitor comfort, and sustainability. *Mission Focus: Respecting our Environment and Preserving Our Collections*

	New ADA Ramp **2023** **Project donated by Chase Construction** (Value = $19,000) Thanks to the fine work and generosity of Chase Construction of Wells, we are in the process of completing a new ADA ramp for our main entrance. This masonry ramp will serve the Society for generations to come, and keep our site accessible to all. *Mission Focus: Physical Accessibility*
	Exterior Painting- Historic Meetinghouse **2023** **$15,000 Project Total** ($7,500 Davis Family Foundation Matching Grant) All siding and trim were scraped, primed and painted using a high-quality finish. *Mission Focus: Preserving our Building & Site*
	**Pest Exclusion – Meetinghouse Tower** **2023** **$5,200 Project Total** (Capital Campaign Funds) Last winter, HSWO hired Bird Master of Boston to remove, clean, and exclude birds from accessing the Meetinghouse Tower. The removal of bird residue will help preserve the tower structure and the historic bell. *Mission Focus: Preserving our Building & Site and Respecting Our Environment*

5-Year Capital Plan

The following projects are presented in what the Board considers to be priority order. Cost figures are based on contractor estimates and prior experience with similar projects. Estimates will be updated annually as projects are further developed or completed.
([1] = Contractor Estimate; [2] = Internal Estimate)

Priority	Capital Project	Description	Cost	Mission Focus Area
1	Repair and Paint Meetinghouse Tower and Steeple	Paint the tower and steeple, reconstruct the wooden finial	$30,000[1]	Preserving Our Building & Site
2	Pest Exclusion	Exclude pests from eave of Meetinghouse and Library, repair soffit and cornice	$3,500[2]	Respecting our Environment Preserving Our Building & Site
2	New Stair Lift	The current stair lift for the Library stair is partially broken and parts are no longer available	$5,000[1]	Physical Accessibility
2	Repairing and Weatherstripping Front and Side Entrances	Replace threshold and install weatherstripping on front entrance. Install weatherstripping and storm door on side entrance	$3,000[2]	Respecting our Environment Preserving Our Building & Site
2	Digitize Collections	Hire Intern to begin scanning/photographing archival items	$5,000[2]	Preserving Our Collections Communication & Outreach
3	Upgrade Smoke Detectors and Add Exit Signs	Replace smoke detectors with newer versions, add exit signage	$3,500[2]	Preserving Our Building & Site
3	Cellar Moisture Mitigation and Structural Support	Install new sump pump system, moisture barrier, and dehumidification. Add structural supports to carrying beams.	$54,000[1]	Preserving Our Building & Site

3	Library & Museum Windows	Repair or replace wood windows in Museum & Library	$2,500[2]	Preserving Our Building & Site
3	New Pew Cushions	Replace existing cushions to make space more comfortable during weddings and events	TBD	Serving Our Community
4	Bell Restoration	Repair supports and restore bell to make operable	$90,000[1]	Preserving Our Building & Site
4	Electrical Panel Surge Protector	Add surge protector to existing electrical panel	$450[1]	Preserving Our Building & Site
4	Improve Video/Audio System for Meetinghouse	New computer projector, audio system, video capture	TBD	Communication & Outreach
5	Library Renovation	Install new carpet, painting, shelves (as needed) work stations, lighting.	$20,000[2]	Serving Our Community
5	Museum Display cases for Indigenous Peoples Gallery	Install new display cases in the Indigenous Peoples Gallery to accommodate Penobscot artifacts	$2,000[2]	Preserving Our Collections Visitor Experience & Education
5	Parking Spots in Driveway	Install parking spots along the driveway, including at least one handicap spot. Will require landscaping, and possibly a small retaining wall.	$8,000[2]	Physical Accessibility
5	Outdoor Shed for Storage	Install wood storage shed on property for storing tools and supplies. (Painted wood and trim to complement Museum.)	$1,500[2]	Preserving Our Building & Site

6	Street-facing vertical Banners on Meetinghouse	Install vertical "Museum" banners on the front (Route 1) corner(s) of the Meetinghouse.	TBD	Communication & Outreach
6	Signage Upgrades (front & back)	Install new signage at front entrance (hanging on chain)	$750[2]	Communication & Outreach
6	Traveling Museum Display Cases	Artifact display cases for use in local temporary exhibits, such as senior living homes or libraries	$2,000[2]	Serving Our Community Visitor Experience & Education
6	Museum display case for bibles in Meetinghouse	Install display case for HSWO Bible exhibit, including storage for Bible collection	$2,500[2]	Preserving Our Collections Visitor Experience & Education
6	Moveable Exhibit Panels (for a rotating exhibit)	Create moveable display panels that can be used for a rotating exhibit each year to keep our curation fresh and evolving. Moveable panels can be displayed in the meetinghouse, then relocated into one of the galleries during events.	TBD	Visitor Experience & Education
6	Landscape Improvements	This will entail front yard landscaping and perennials, installing window wells at basement windows (soil is currently up against the window).	TBD	Preserving Our Building & Site

Profit and Loss Statement

September 2022 to September 2023

12:25 PM
09/19/23
Cash Basis

The Historical Society of Wells and Ogunquit
Profit & Loss
September 16, 2022 through September 15, 2023

		Sep 16, '22 - Sep 15, 23
Ordinary Income/Expense		
Income		
Copies/Reproduction Income		456.08
Donations Income		
Donation-Memorial	780.00	
Donations - Admissions	1,188.00	
Donations - General	3,889.80	
Library Reorganization Project	1,267.75	
Trench Coat Restoration	164.76	
Total Donations Income		7,290.31
Fund Raiser		
Annual Fund	7,892.98	
Annual Fund - Hall Match Grant	52,937.53	
Giving Tuesday-Facebook	70.00	
Market Place Income		
Market Place Income	70.25	
Raffle Income	241.00	
Vendor Spaces	420.00	
Total Market Place Income		731.25
Restoration Project Fundraiser		20.00
Woodies in the Cove		
50/50 Raffle	100.00	
Calendars	40.00	
Entry Fee-Car Registration	620.00	
Food sales	205.31	
Merchandise Sales	1,088.10	
Sponsorships	6,100.00	
T-shirts - previous year	30.00	
Woodies in the Cove - Other	1,090.60	
Total Woodies in the Cove		9,274.01
Total Fund Raiser		70,925.77
Gift Shop Income		2,530.29
Grants		
Davis Family Foundation Grant	7,500.00	
Ogunquit Approp-Operating	10,000.00	
Wells Approp-Capital Project	20,000.00	
Wells Approp-Operating	23,000.00	
Total Grants		60,500.00
Lightning Strike Ins Claim 2022		10,655.56

The Historical Society of Wells and Ogunquit
Profit & Loss
September 16, 2022 through September 15, 2023

		Sep 16, '22 - Sep 15, 23
Membership Dues Income		
Business Advertiser	500.00	
Business Basic/Patron	2,925.00	
Business Partner	300.00	
Individual/Student/Family	4,240.00	
Total Membership Dues Income		7,965.00
Program Income		1,880.59
Rental Income		
Meetinghouse Rental	2,650.00	
Total Rental Income		2,650.00
Total Income		164,853.60
Gross Profit		164,853.60
Expense		
Advertising/Marketing Expense		
FB - Social Media	14.00	
Mailchimp	169.00	
Waves & Furrows Expense	2,458.18	
Website Hosting	171.90	
Advertising/Marketing Expense - O...	204.86	
Total Advertising/Marketing Expense		3,017.94
Affiliation Memberships Expense		118.00
Bank Fees		49.75
Building and Grounds		
Capital Improvements		
ADA Ramp Replacement	1,500.00	
Exterior Paint - Library	8,850.00	
Exterior Paint Meetinghouse	12,503.70	
Heat Pump-Museum/Library	23,963.25	
Total Capital Improvements		46,816.95
Lightning Strike Claim		11,215.97
Repairs and Maintenance		
Guano Removal	5,210.00	
Oil Burner Cleaning	299.00	
Repairs and Maintenance - Other	4,024.50	
Total Repairs and Maintenance		9,533.50

The Historical Society of Wells and Ogunquit
Profit & Loss
September 16, 2022 through September 15, 2023

		Sep 16, '22 - Sep 15, 23
Building and Grounds - Other	1,032.04	
Total Building and Grounds		68,598.46
Computer Expenses		
Capital Expense - New Computer	2,236.21	
Computer Support	432.00	
Email Hosting	120.00	
Hardware/Software	1,053.38	
Computer Expenses - Other	192.25	
Total Computer Expenses		4,033.84
Donation/Contribution		168.37
Fund Raiser Expense		
Annual Fund	1,384.72	
CC Fees	268.59	
Market Place Expense	200.00	
Woodie Car Show Expense	3,014.91	
Fund Raiser Expense - Other	80.00	
Total Fund Raiser Expense		4,948.22
Gift Shop Expense		1,006.58
Insurance Expense		5,823.50
Library/Archive Expense		
Library/Archive Other	512.39	
Supplies	15.12	
Library/Archive Expense - Other	1,501.38	
Total Library/Archive Expense		2,028.89
Meeting/Board Expenses		214.87
Membership Expense		2.20
Miscellaneous Expense		0.00
Museum Expense		3,413.40
Office Expense		
Office Supplies	682.87	
Postage Expense	658.39	
Professional Development	45.00	
Office Expense - Other	450.12	
Total Office Expense		1,836.38

The Historical Society of Wells and Ogunquit
Profit & Loss
September 16, 2022 through September 15, 2023

	Sep 16, '22 - Sep 15, 23
Payroll Expense	
Payroll tax expense	2,935.69
Wages	30,417.92
Payroll Expense - Other	336.70
Total Payroll Expense	33,690.31
Professional Fees Expense	1,800.00
Program Expense	
Materials and Supplies	554.61
Other Expenses	187.52
Speaker Fees	200.00
Program Expense - Other	65.23
Total Program Expense	1,007.36
Utilities	
Cable/Internet/Phone	2,041.39
Electricity	4,895.18
Oil	1,911.16
Water/Sewer	552.22
Total Utilities	9,399.95
Total Expense	141,158.02
Net Ordinary Income	23,695.58
Other Income/Expense	
Other Income	
Interest/Investment Income	51.92
Total Other Income	51.92
Net Other Income	51.92
Net Income	23,747.50

Town of Wells, Maine

The Town of Wells is accepting requests for municipal support from social service agencies serving Wells residents for the 2024/2025 budget cycle. This will cover the period from July 1, 2024 through June 30, 2025. **Please answer all questions and attach additional sheets if necessary. Submission deadline is December 4, 2023.** Submit the following electronic application packet to jsanborn@wellstown.org.

1. **One PDF file of this completed application**
2. **One copy of your 501(c)(3) IRS determination letter**
3. **One copy each of the agency's budget for the previous, current and next fiscal year**
4. **Copy of most recent audit or Form 990**

Agency Name: York County Shelter Programs Inc

Mailing Address: P.O. Box 1268 Alfred, ME 04002

Physical Address: 147 Shaker Hill Rd Alfred, ME 04002

Agency Contact: Nathan Ross

Phone Number: 207-324-1137 Email Address: Nater@ycspi.org

Agency website: Yorkcountyshelterprograms.com

Amount of financial support requested for FY 24-25: $4,000

What percentage of your annual budget does this amount represent? .00076

Total number of individuals served by your organization (unduplicated): 563

Total number of **Wells residents** served by each of the programs provided by your organization (unduplicated): 26

Please describe your organization and the social services programming provided:

Please see mission statement

What is the dollar value of services provided to Wells residents and how is that amount calculated?

$8,700

By adding both the clinical/residential costs for individuals that stayed at Y.C.S.P. shelters from Wells and the total dollar value of food boxes distributed to individuals from Wells during the last completed fiscal year.

Are there fees charged for your services? If yes, please describe and include any accommodations that are made for those applicants unable to pay for services?

Yes, Y.C.S.P. charges all individuals who stay in either shelter 30% of their gross monthly income. If an individual does not have an income, Y.C.S.P. offers assistance to apply for General Assistance with their last know town of residence.

Please list other municipalities that provide financial support and the amounts provided: *(Attach additional sheet if necessary)*

See attached sheet

How will the funds from the Town of Wells be used, if granted?

Funds from Municipalities are used to provide services for either the Food Pantry or Adult and Family Shelter services

If you have applied for funding from the Town of Wells in the past, is this request an increase or decrease? If yes, what is the reason for the change? If no, what has prompted your request?

The funding request has not changed. York County Shelter Programs has requested funds from municipalities annually to continue to Provide care for individuals in need of service.

Can you highlight an instance where your organization made a difference in the life of a Wells resident?

York County Shelter Programs has provided shelter to 2 individuals at our Adult Shelter in 2022 as well as distributing 48 food boxes to families in need.

I hereby certify that this application is complete and that all of the information in this application and supplementary materials is true and accurate and signed the same in my capacity as

Nathan Ross Fiscal Director

Name and Title

Signature

12/01/2023

Date

Town of Wells, Maine

The Town of Wells is accepting requests for municipal support from social service agencies serving Wells residents for the 2024/2025 budget cycle. This will cover the period from July 1, 2024 through June 30, 2025. **Please answer all questions and attach additional sheets if necessary. Submission deadline is December 4, 2023.** Submit the following electronic application packet to jsanborn@wellstown.org.

1. **One PDF file of this completed application**
2. **One copy of your 501(c)(3) IRS determination letter**
3. **One copy each of the agency's budget for the previous, current and next fiscal year**
4. **Copy of most recent audit or Form 990**

Agency Name: Kids Free to Grow

Mailing Address: 57 Portland Road Unit 4 Kennebunk ME 04043

Physical Address: 57 Portland Road Unit 4 Kennebunk Maine

Agency Contact: Genevieve Gardner

Phone Number: 207-854-1030 Email Address: ggardner@connectionsforkids.org

Agency website: www.kidsfreetogrow.org

Amount of financial support requested for FY 24-25: $1,500

What percentage of your annual budget does this amount represent? >5%

Total number of individuals served by your organization (unduplicated): 2022/23: 6,508

Total number of **Wells residents** served by each of the programs provided by your organization (unduplicated): 37

Please describe your organization and the social services programming provided:

Kids Free to Grow serves York and Cumberland Counties with the mission to prevent child abuse and neglect by empowering parents and children through evidence based prevention programs. All programs provided to the community professionals, parents and children are of no cost to participants. Each year Kids Free to Grow provides Mandated Reporter Training to Town of Wells Employees and Parent Programs through online classes. Kids Free to Grow staff provide outreach to the community and participate in community events and fairs that support families in your community. Kids Free to Grow facilitates several open playgroups for parents and caregivers of Infants and Toddlers offering social connection and understanding of early child development to families. These opportunities for families would not be possiable without the continued support from municipalities.

What is the dollar value of services provided to Wells residents and how is that amount calculated?

Kids Free to Grow does not collect a fee for any service provided to participants.

Are there fees charged for your services? If yes, please describe and include any accommodations that are made for those applicants unable to pay for services?

All programs and services provided to Wells residents are of no cost to participants. All programs provided by Kids Free to Grow in York County are free.

Please list other municipalities that provide financial support and the amounts provided: *(Attach additional sheet if necessary)*

Acton:500 Alfred:500 Biddeford:2000 Buxton:1800 Hollis:700 Kennebunk:1000 Kennebunkport:850 Limmington:500 Newfield:200 North Berwick:1000 Shapleigh:800 South Berwick:100 Waterboro: 500 Wells:1500 York:2250

How will the funds from the Town of Wells be used, if granted?

Town Funds will go directly to support evidence based programs in the community.

If you have applied for funding from the Town of Wells in the past, is this request an increase or decrease? If yes, what is the reason for the change? If no, what has prompted your request?

There is no change in dollar amount request.

Can you highlight an instance where your organization made a difference in the life of a Wells resident?

There have been many Wells Residence participate in our parent education classes through Layman Way Recovery Center. In partnership with York County Shelter Program Kids Free to Grow has been able to provide the Nurturing Parenting for Families in Recover evidence based programs to the residence of the recovery center. This 14 week parent program provides the education, support, and skills that enhance the parent child bond for healthy outcomes through positive experiences. Participants report that it is a valuable program that has enhanced and strengthen the parent child relationship and has made the family stronger together.

I hereby certify that this application is complete and that all of the information in this application and supplementary materials is true and accurate and signed the same in my capacity as

Patrice Leary-Forrey: Director

Name and Title

Patrice Leary Forrey

Signature

11/27/2023

Date

Town of Wells, Maine

The Town of Wells is accepting requests for municipal support from social service agencies serving Wells residents for the 2024/2025 budget cycle. This will cover the period from July 1, 2024 through June 30, 2025. **Please answer all questions and attach additional sheets if necessary. Submission deadline is December 4, 2023.** Submit the following electronic application packet to jsanborn@wellstown.org.

1. **One PDF file of this completed application**
2. **One copy of your 501(c)(3) IRS determination letter**
3. **One copy each of the agency's budget for the previous, current and next fiscal year**
4. **Copy of most recent audit or Form 990**

Agency Name: Wells Reserve

Mailing Address: 342 Laudholm Farm Road, Wells, ME 04090

Physical Address: _____

Agency Contact: Paul Dest

Phone Number: 646-1555, x 124 Email Address: pdest@wellsnerr.org

Agency website: wellsreserve.org

Amount of financial support requested for FY 24-25: $9,500.00

What percentage of your annual budget does this amount represent? Average 3% to 5% of capital budget;

Total number of individuals served by your organization (unduplicated): 50,000

Total number of **Wells residents** served by each of the programs provided by your organization (unduplicated): Hard to estimate: We know many Wells residents visit to enjoy trails, beach, and wildlife and participate in our many programs

Please describe your organization and the social services programming provided:

The Wells Reserve is dedicated to natural resource conservation, scientific research, and science education for people of all ages. We are a public place with 7 miles of trails and hundreds of public programs each year that attract over 50,000 people (residents of York County and out of state visitors). The Wells Reserve has played a major role in the town throughout its history and our buildings and grounds are on the National Register of Historic Places. We are open 365 days a year, 7:00 a.m. to sunset.

What is the dollar value of services provided to Wells residents and how is that amount calculated?

We have never calculated our economic impact on the Town of Wells or York County but we do know we contribute significantly based on anecdotal information. Our protected acreage with beautifully restored historic buildings, 7 miles of nature trails, and many public programs are a draw for tourists from throughout the Northeast and beyond. These visitors (which include program and event participants) stay at local inns and hotels, shop at local retail shops, and dine at local restaurants. In addition, the Reserve brings in foundation and government grants and private membership funds to support our facilities, grounds and programs. Much of these funds are spent to support local businesses and individuals (tradespeople, contractors, retail stores, hotels, etc.). To the greatest extent possible, we shop locally and use local talent and expertise to meet our needs.

Are there fees charged for your services? If yes, please describe and include any accommodations that are made for those applicants unable to pay for services?

Many of our public programs (nature tours, lectures, workshops) are available free of charge. Some programs have a fee, though we do offer scholarships and subsidies based on need for many programs. We often open up the use of our meeting facilities (auditorium, for example) free of charge, particularly to Wells groups (Town officials or civic organizations). For example, the Wells High School X-C Team uses our trails at least twice a week May through October for training and for occasional meets with other schools, and we have opened up our auditorium for the Wells High School senior prom. We do charge a modest entrance fee ($6 for adults, kids 16 and under free) late May through early October to capture needed funds from people who seek out beach and to cover costs to keep our public restrooms and Visitor Center open and clean 7 days a week. The rest of the year entry is free. Entrance is also free for Laudhom Trust members year round.

Please list other municipalities that provide financial support and the amounts provided: *(Attach additional sheet if necessary)*

Other municipalities have supported us in other ways through services we provided, such as for water quality monitoring, fisheries studies, and beach profiling activities.

How will the funds from the Town of Wells be used, if granted?

The FY 2024-2025 funds will contribute to an effort to make significant capital improvements to our Barn Complex (which includes our auditorium, assembly hall, public restrooms, and library). This includes replacing rotted sills, clapboards, eaves, window trim, and other structural and building envelop needs. There is also a need for an electrical upgrade. In the past 2 years, Town of Wells grant funds helped reroof the Visitor Center, purchase a new tractor, and purchase and install a standby generator.

If you have applied for funding from the Town of Wells in the past, is this request an increase or decrease? If yes, what is the reason for the change? If no, what has prompted your request?

Yes. We are requesting the same amount in FY 25 as we have the past 3 fiscal years. These local funds are so very important for us, as most of our income comes from restricted federal and foundation grants that have a required non-federal match, which is provided by Laudholm Trust. An unrestricted grant such as those from the town of Wells have provided vital unrestricted funds for capital improvements.

Can you highlight an instance where your organization made a difference in the life of a Wells resident?

We have been a very good neighbor and partner with the Town of Wells. To note a few examples, the Wells Reserve: Teamed up with the Conservation Commission on three occasions to protect land along the Merriland River and the Fenderson Wildlife Commons (the Reserve applied for and received a federal award that made the purchases possible); provided GIS mapping services to the Commission for natural resource planning; conducted water quality and other natural resource studies for the town; organized and offered countless workshops on natural resource topics; teamed up with the Town to conduct a study and analysis on public access and coastal lands ownership in Wells; teamed up with the Town to create a new trail at the harbor (we received a federal grant award that paid for 70% of total project costs); opened our trails for regular training (and competition meets) for the X-C team; since 2016 opened up our Assembly Hall, auditorium and grounds to Wells High School for their spring prom; shared programs with the Wells Library; and provided weather prediction and storm data to EMS and the Fire Department. This fiscal year, we are partnering with Wells to secure a large NOAA Bipartisan Infrastructure Law funds to replace the Drakes Island Bridge.

I hereby certify that this application is complete and that all of the information in this application and supplementary materials is true and accurate and signed the same in my capacity as

Paul M. Dest, Executive Director

Name and Title

Paul M.

Signature

11/22/2013

Date

Wells National Estuarine Research Reserve

Research • Education • Stewardship

wellsreserve

November 22, 2023

Dear Jody:

Thanks for the opportunity to again apply for Town of Wells grant funds for FY 25.

I would like to again note the importance of this grant to the Wells Reserve. These non-federal, unrestricted grant funds are so very valuable because they are so rare, thus they are a vital part of the Wells Reserve's funding mix. We apply for and receive mostly restricted government and private grants and cooperative agreements from a variety of sources to fund our science, education, and conservation efforts and programs and major capital projects. Many of these grants are competitive. These grants must be matched, which mostly come from Laudholm Trust members and donors. A preponderance of our funds cannot be used for projects other than their intended restricted purpose. The Town of Wells' funds allow us to accomplish projects that the grants would not allow. They are hugely appreciated.

Along with this PDF form I have attached the following:

- Our tax exempt certificate from the State of Maine
- Our FY 22 audit conducted by RHR Smith (we are in the middle of our FY 23 audit)
- A Budget v. Actual (unaudited) of FY 23 and our FY 24 Budget (operating and capital) expressed in pie charts. If you would like to see our actual budgets I can provide those to you. We will not begin developing our FY 25 budget until next May.

Though small, the Reserve's budget is highly complicated, with over 55 individual funding sources across 6 program areas, some of which are multi-year awards that will appear in successive budget years until the project is completed and the funds expended.

Sincerely,

Paul M. Dest
Executive Director

342 Laudholm Farm Rd. Wells, ME 04090 207.646.1555 (F) 207.646.2930 www.wellsreserve.org

Town of Wells, Maine

The Town of Wells is accepting requests for municipal support from social service agencies serving Wells residents for the 2024/2025 budget cycle. This will cover the period from July 1, 2024 through June 30, 2025. **Please answer all questions and attach additional sheets if necessary. Submission deadline is December 4, 2023.** Submit the following electronic application packet to jsanborn@wellstown.org.

1. **One PDF file of this completed application**
2. **One copy of your 501(c)(3) IRS determination letter**
3. **One copy each of the agency's budget for the previous, current and next fiscal year**
4. **Copy of most recent audit or Form 990**

Agency Name: Senior Needs Committee of Wells and Ogunquit

Mailing Address: PO Box 987 Wells, Me 04090

Physical Address: 300 Post Rd

Agency Contact: Kathleen Chase

Phone Number: 207-468-9747 Email Address: kathydhchase@hotmail.com

Agency website: _____

Amount of financial support requested for FY 24-25: $20,000.00

What percentage of your annual budget does this amount represent? 9%

Total number of individuals served by your organization (unduplicated): 600

Total number of **Wells residents** served by each of the programs provided by your organization (unduplicated): 525

Please describe your organization and the social services programming provided:

The Senior Needs Committee of Wells and Ogunquit , dba the Wells Ogunquit Senior Center, is a 501c3 non profit and does business as the Wells Ogunquit Senior Center. We are an independent non-profit owned, operated and run by the membership. The organization is governed by a Board of Directors, elected for staggering terms of 3 years, by the members in an annual vote. The Board oversees all governmental and legal issues, maintenance, annual budgets, contracts, finances and hires the part time 2 employees. The daily day to day running of the center is overseen by the center's part time Director who works 30 hours a week and who oversees the programs and members needs. The Office Manager works 10 hours a week and manages the membership data and office needs. Both positions also have certain fundraising events that they lead. Fundraising events are done by member volunteers.

We have a membership of about 600 members and provide programs, events, educational opportunities, health resources (both physical and mental) and socializing for active seniors in our community. The Wells Ogunquit Senior Center has open doors for guest seniors to participate and experience the happenings at the center, and many of them become members and active volunteers. We publish a monthly Newsletter and Emails to members to keep everyone informed and involved.

Programs include exercise classes, line dancing classes, book club, guest speakers, 7 card or table games, (and lessons for many), art classes, luncheons, adult college seminars, Yoga, rug hooking,and many informational and support sessions are that are offered for seniors. (attached is the calendar of events for December 2023)

We have a special winter program provided to seniors in our community called "Days of Warming". It is held every Saturday for the months of January & February and usually into the first two weeks of March. In 2008 heating oil prices were so high that many seniors were choosing between having food or heat. While they could come to the center Monday - Friday to be warm, we wanted to add another day that seniors could turn their heat down, come to the center and be warm, have a lunch and be provided some entertainment. A grant was given to us for $5000 by Bank of America to do just that. It was so successful that when the funds for the grant ran out, we were prepared to continue the program by organizing volunteer hosts each week, finding local organizations, restaurants and municipal departments to supply a lunch for one of the 9 -10 days, and recruited volunteer musical entertainers for the each of the winter Saturdays. It is still very popular with 60- 90 people coming to get warm, fed, & entertained every winter Saturday!

The fundraising events are also socializing events for our senior members. Strangers put on teams or committees to work together find friends, work and have fun doing it. We run more than 26 Fundraising programs or events to help finance our Wells Ogunquit Senior Center and every volunteer is part of our success. Fundraising events incl;ude BINGO (#1 income event), six 100 club raffles, 16 pancake breakfasts, a Golf Tournament, Fashion Show, Raffles, four Fairs, Yard sale, Gift Shop at Center, CLYNK recyclables, rentals and many others.

We all work hard at the center and are proud of our success.

What is the dollar value of services provided to Wells residents and how is that amount calculated?

Wells residents are about 73% of our membership, based on a breakdown of membership done last year. Ogunquit is 13% and the rest are from Kennebunk, York, Sanford and Kennebunkport.

Out of an estimated 600 current membership, approximately 430 are Wells residents. Our 2023 budgeted expenses were $201,240. (our actual current expenses through November are $191533.06 so we will be very close to our budgeted estimate). [$201,240/ 600] The center is spending about $335/pp to provide the facility and support for our membership- mathematically. To many of our members who only have the center as their family, our services are priceless.

Wells resident members amount to $144,050 (430 X $335). Services include the facility where those services are held. There is no other facility in Wells that can do this daily, at our level year round.

Are there fees charged for your services? If yes, please describe and include any accommodations that are made for those applicants unable to pay for services?

Our membership cost will be $40/pp annually as of January 1, 2024. We have quiet scholarships for those who can not pay. People don't want others to know their financial issues.

Our membership cost is well below other towns.

Programs have some cost depending on the programs cost but those are not money we receive.

Please list other municipalities that provide financial support and the amounts provided: *(Attach additional sheet if necessary)*

Ogunquit has provided a $10,000 donation for 2023.
No other towns.

How will the funds from the Town of Wells be used, if granted?

The Funds will be applied to heat ($9500)and electricity ($10,400) (2023 amounts) Likely will be higher in 2024.

If you have applied for funding from the Town of Wells in the past, is this request an increase or decrease? If yes, what is the reason for the change? If no, what has prompted your request?

This is the same amount we have asked, for the last 2 years. The continued cost of utilities remain a large burden.

Can you highlight an instance where your organization made a difference in the life of a Wells resident?

Ruth Woodward was an older Wells resident who lost her husband. Her daughter, Diana, who I knew from another organization told me her mother would not leave the house and constantly cried. Some of the members knew Ruth and I asked Diana to bring her to us to help with the coffee and maybe a pancake breakfast. Ruth finally agreed to stop in with Diana and see what was going on. She came more, helped more, remade old and made new friends and became the face of our centers success. Her daughter thanked us so many times- as did Ruth.

This story has been experienced by so many of our members. We are where seniors come to participate in life.

I hereby certify that this application is complete and that all of the information in this application and supplementary materials is true and accurate and signed the same in my capacity as

Kathleen D. Chase, Chair of the Board

Name and Title

Kathleen D. Chase Digitally signed by Kathleen D. Chase Date: 2023.12.26 15:34:50 -05'00'

Signature

Date

Town of Wells, Maine

The Town of Wells is accepting requests for municipal support from social service agencies serving Wells residents for the 2024/2025 budget cycle. This will cover the period from July 1, 2024 through June 30, 2025. **Please answer all questions and attach additional sheets if necessary. Submission deadline is December 4, 2023.** Submit the following electronic application packet to jsanborn@wellstown.org.

1. **One PDF file of this completed application**
2. **One copy of your 501(c)(3) IRS determination letter**
3. **One copy each of the agency's budget for the previous, current and next fiscal year**
4. **Copy of most recent audit or Form 990**

Agency Name: York County Community Action Corporation

Mailing Address: PO Box 72 Sanford ME 04073

Physical Address: 6 Spruce Street Sanford ME 04073

Agency Contact: Tom Reinauer

Phone Number: 207-459-2930 Email Address: thomas.reinauer@yccac.org

Agency website: yccac.org/transportation

Amount of financial support requested for FY 24-25: $8,500

What percentage of your annual budget does this amount represent? 0.24%

Total number of individuals served by your organization (unduplicated): 2,816 - total system ridership was 75,071

Total number of **Wells residents** served by each of the programs provided by your organization (unduplicated): 3,165 Orange Line pick ups in Wells, 15 residents served by volunteer drivers, 844 trips provided by WAVE

Please describe your organization and the social services programming provided:

YCCAC was founded in 1965 as a result of the Economic Opportunity Act of 1964. For more than 50 years, York County communities have counted on YCCAC to provide opportunity and hope to people from all circumstances, particularly in times of transition or adversity. We are driven by the belief that when our communities are strong, all of its members have opportunities to thrive - and, in turn, that when an individual achieves personal success and independence, our communities grow healthier, stronger, and more vibrant. The mission of YCCAC is to 'alleviate the effects of poverty, attack its underlying causes, and to promote the dignity and self-sufficiency of the people of York County, Maine'.

YCCAC provides health, education, and economic opportunity to residents of York County and surrounding communities. Our programs include Head Start and Early Head Start; WIC Nutrition Services; Transportation Services; Energy Services; the Department of Economic Opportunity, which includes Outreach Services, Homebuyer Education and Housing Counseling, Financial Counseling, and Free Tax Prep Services; and Nasson Health Care, our federally qualified community Health Center, located in Springvale and with an office in Biddeford.

YCCAC has agency offices in Sanford, Biddeford and Kittery. We have a staff of more than 300 employees. Each year, YCCAC programs deliver services to roughly 20,000 individuals.
YCCAC offers programs and services to people from all circumstances, particularly in times of transition or adversity. We continue to add to our services to meet the changing demands in our communities, but our approach remains the same: We listen to our clients to understand their needs and goals, and connect them with opportunities to help them be healthy, financially stable, and self-sufficient.

What is the dollar value of services provided to Wells residents and how is that amount calculated?

Our volunteer transportation trips for Wells residents amounted to $11,975 in value based on YCCAC's per trip and per mile rates.
Although not entirely operating within the Town of Wells, the Orange Line bus route and the WAVE workforce transportation service are also valued at the figures below:

WAVE - $32,916 (based on 4.5% of trips with Wells origin or destination)
Orange Line - $583,879 (based on 53% of service revenue miles within Wells)
Harborfest Trolley - $802.40 (based on 8 hours x $100.30 cost per hour)

Are there fees charged for your services? If yes, please describe and include any accommodations that are made for those applicants unable to pay for services?

All of our transportation services are currently fare free. Our tentative plan is to bring fares back in the spring of 2024. However, the exact amount and configuration of fares and monthly passes has not been determined.

Please list other municipalities that provide financial support and the amounts provided: *(Attach additional sheet if necessary)*

City of Sanford - $35,000
Town of Kennebunk - $17,500

How will the funds from the Town of Wells be used, if granted?

Funding from the Town of Wells is used to meet our match requirements for Federal funding the Agency receives for operating transportation services. Federal funding covers 50% of eligible operating expenses, and the Agency must provide the other 50% as match. The funding helps us in operating the Orange Line bus route and the WAVE workforce transportation service. In past years, it has also supported the Shoreline Explorer seasonal trolley service.

If you have applied for funding from the Town of Wells in the past, is this request an increase or decrease? If yes, what is the reason for the change? If no, what has prompted your request?

Our request for the 24/25 timeframe is less than previous years due to not including funds for the Shoreline Explorer seasonal trolley system. As we have not been able to operate the service for the past two seasons due to the CDL driver shortage, we are not including the funds in this request. Once we know more regarding the SE service for the 2024 season, we may modify our request if possible. The $8,500 request includes a 7% adjustment to reflect increased costs of fuel, vehicle maintenance and insurance.

Can you highlight an instance where your organization made a difference in the life of a Wells resident?

Out of the 393 scheduled trips for Wells residents, 38 were under our York County Transport program, which provides trips to medical appointments for those who have no other way to access treatment and don't qualify for MaineCare. We also provided 18 trips for veterans in the community for medical appointments. Many of these appointments were specific to eye care, allowing people to continue to be independent and age in place.
Our WAVE workforce transportation service provides trips to work for Wells residents who often have no other means to get to their jobs. We also provide trips to many businesses within Wells, delivering much needed employees for their operation. Top destinations include:
- Wells Plaza/Hannaford
- Avita Assisted Living
- Renys
- York County Community College
- York Hospital in Wells
- Cumberland Farms
- Dunkin Donuts

I hereby certify that this application is complete and that all of the information in this application and supplementary materials is true and accurate and signed the same in my capacity as

Tom Reinauer, Director of Transportation

Name and Title

Signature

11/28/23

Date

Town of Wells, Maine

The Town of Wells is accepting requests for municipal support from social service agencies serving Wells residents for the 2024/2025 budget cycle. This will cover the period from July 1, 2024 through June 30, 2025. **Please answer all questions and attach additional sheets if necessary. Submission deadline is December 4, 2023.** Submit the following electronic application packet to jsanborn@wellstown.org.

1. **One PDF file of this completed application**
2. **One copy of your 501(c)(3) IRS determination letter**
3. **One copy each of the agency's budget for the previous, current and next fiscal year**
4. **Copy of most recent audit or Form 990**

Agency Name: Seacoast Shipyard Association

Mailing Address: PO Box 1123, Portsmouth, NH 03802-1123

Physical Address: N/A

Agency Contact: Mona Potter

Phone Number: 603 312-2786 Email Address: seacoastshipyard@metrocast.net

Agency website: www.saveourshipyard.org

Amount of financial support requested for FY 24-25: $ 200 -

What percentage of your annual budget does this amount represent? 2%

Total number of individuals served by your organization (unduplicated): 7,356

Total number of **Wells residents** served by each of the programs provided by your organization (unduplicated): 240

Please describe your organization and the social services programming provided:

The Seacoast Shipyard Association works to promote expansion of the Portsmouth Naval Shipyard to ensure its viability for the future. We are working with local businesses, the Shipyard, and local schools to bring a talented workforce to the Shipyard from our local communities.

What is the dollar value of services provided to Wells residents and how is that amount calculated?

The Shipyard employs 240 Wells residents constituting an annual salary of $21,604,308 (see latest Portsmouth Naval Shipyard Economic Impact Report enclosed).

Are there fees charged for your services? If yes, please describe and include any accommodations that are made for those applicants unable to pay for services?

N/A

Please list other municipalities that provide financial support and the amounts provided: *(Attach additional sheet if necessary)*

Berwick, ME $500	Greenland, NH $225	Stratham, NH $200
Eliot, ME $500	Portsmouth, NH $2,500	
No. Berwick, ME $500	Rollinsford, NH $100	
So. Berwick, ME $500	Rye, NH $500	

How will the funds from the Town of Wells be used, if granted?

The funds support Portsmouth Naval Shipyard's existence and maximize its growth. We work with local businesses. Funds from municipalities, local businesses and individuals are essential in supporting the Shipyard's health and future workload.

If you have applied for funding from the Town of Wells in the past, is this request an increase or decrease? If yes, what is the reason for the change? If no, what has prompted your request?

N/A

Can you highlight an instance where your organization made a difference in the life of a Wells resident?

Wells residents employed at Portsmouth Naval Shipyard earn wages that are used to pay taxes to their town as well as support the local economy.

I hereby certify that this application is complete and that all of the information in this application and supplementary materials is true and accurate and signed the same in my capacity as

Mona Potter, Secretary/Treasures
Name and Title

Mona Potter
Signature

12/8/23
Date

Alana Schaeffer
Chairman
www.saveourshipyard.org
seacoastshipyard@metrocast.net

Seacoast Shipyard Association
PO Box 1123
Portsmouth, NH 03802-1123
EIN 02-0265756

September 15, 2023

Michael Pardue, Town Manager
Town of Wells
208 Sanford Road
Wells, ME 04090

Dear Ms. Pardue,

The Seacoast Shipyard Association is a non-profit organization of individuals, businesses and communities dedicated to the continued existence of the Portsmouth Naval Shipyard and maximizing opportunities for its growth as a center of excellence in marine development. We are working to promote expansion of the Shipyard into non-traditional maritime endeavors and a potential global role in support of the Seacoast community, the Navy, and the nation. To maintain this vital role for the nation, our Shipyard has identified the need to grow. We are working with local businesses, the Shipyard, and local schools to bring that talent into the Shipyard from our communities. We need to continue to support job opportunities, outreach programs, and other events to ensure the health and welfare of Seacoast communities and the defense of our Nation.

As an Association, we see that it is vital to continue this support in today's world. We continue to fulfill our obligation as the liaison between the Shipyard and the Seacoast for the good welfare of our communities. We represent the Seacoast's interest by ensuring the importance of the Portsmouth Naval Shipyard to the nation's security and that its interest is properly portrayed to our Congressional Representatives in the House and Senate.

Your financial support, along with individuals, businesses, city, and town governments is essential to the Shipyard's health and future. It is only through this support that we are able to maintain the Seacoast Shipyard Association during periods when there is no obvious crisis threatening the Shipyard.

Please consider this as the Seacoast Shipyard Association's request for a 2024 budget allocation from the Town of Wells in the amount of $200.00. The CY 2022 payroll for the Portsmouth Naval Shipyard was $663,523,786. The State of Maine had 4,263 paid employees at the Shipyard totaling an annual payroll of $371,966,358. The Shipyard employed 240 Wells residents constituting an annual payroll of $21,604,308. The amount of financial support requested from this organization represents only $.83 per Wells resident employed at the Shipyard. (The Shipyard payroll data for CY 2023 will be released in 2024)

Enclosed is the Portsmouth Naval Shipyard Economic Impact Report for CY 2022; the Seacoast Shipyard Association's Balance Sheet; Income and Expense Statement; and most recent Monthly Financial Report.

We hope you still view it as an investment for the future and will continue to support us as we move into the years ahead. Your support is greatly appreciated and vital to our continued existence.

Sincerely,

Alana Schaeffer
AP

Enclosures

DEDICATED TO THE WELFARE AND DEVELOPMENT OF PORTSMOUTH NAVAL SHIPYARD

Town of Wells, Maine

The Town of Wells is accepting requests for municipal support from social service agencies serving Wells residents for the 2024/2025 budget cycle. This will cover the period from July 1, 2024 through June 30, 2025. **Please answer all questions and attach additional sheets if necessary. Submission deadline is December 4, 2023.** Submit the following electronic application packet to jsanborn@wellstown.org.

1. **One PDF file of this completed application**
2. **One copy of your 501(c)(3) IRS determination letter**
3. **One copy each of the agency's budget for the previous, current and next fiscal year**
4. **Copy of most recent audit or Form 990**

Agency Name: Southern Maine Sno-Goers S.C.

Mailing Address: P.O. Box 1083 Sanford, Me. 04073

Physical Address: 7 Stoneybrook Rd. Sanford, Me. 04073

Agency Contact: James Roux

Phone Number: 207-651-0415 Email Address: jtek1961@gmail.com

Agency website: N/A- Facebook/southernmainesnogoers

Amount of financial support requested for FY 24-25: $1,000

What percentage of your annual budget does this amount represent? 4.06%

Total number of individuals served by your organization (unduplicated): All snowmobilers in York County

Total number of **Wells residents** served by each of the programs provided by your organization (unduplicated): All residents who snowmobile

Please describe your organization and the social services programming provided:

The Southern Maine Sno-Goers Snowmobile Club is a volunteer club which maintains 30 miles of snowmobile trails in Sanford, Springvale, Alfred and Wells. We are in our 29th year as a volunteer group providing snowmobile trail access to hundreds of snowmobilers in Southern Maine. We are a registered non-profit organization with the State of Maine and are affiliated with the Maine Snowmobile Association and the State of Maine, Inland Fisheries and Wildlife, Bureau of Parks and Land. We currently have 40 members in our club, including 5 supporting business memberships.

While we do acquire financial support through membership fees, grant funding from the State of Maine Bureau of Parks and Land as well as from the City of Sanford, our yearly trail expenses usually outweigh our income

What is the dollar value of services provided to Wells residents and how is that amount calculated?

We currently maintain approximately 3 miles of snowmobile trails in Wells and all of our trails are open for public to use. All of our trails are on private property and permission has been granted to us for snowmobile use during the winter months. While it is not mandatory for snowmobilers to join a local club, we certainly encourage it every year.

It is impossible to place a dollar value on providing snowmobile trail access to those who snowmobile. All of our trail work is done by volunteers in the club, yet we do incure expenses for labor, trail repair, fuel, insurance, equipment repairs, to name a few.

Are there fees charged for your services? If yes, please describe and include any accommodations that are made for those applicants unable to pay for services?

There are no fees charged to ride the trails in Wells and the neighboring communities fof Sanford, Springvale and Alfred

Please list other municipalities that provide financial support and the amounts provided: *(Attach additional sheet if necessary)*

Approximately $10,300 comes from grants from the State of Maine ($6,300), City of Sanford ($3,000) and the Town of Wells ($1,000).

How will the funds from the Town of Wells be used, if granted?

The $1,000 from the snowmobile registration money that is returned each year to the Town of Wells ($6 per snowmobile registered) will be used strictly for trail maintenance such as brushing, grading, grooming, gas, oil, bridge construction/repair and equipment purchases/repairs.

If you have applied for funding from the Town of Wells in the past, is this request an increase or decrease? If yes, what is the reason for the change? If no, what has prompted your request?

There is no change in the amount requested, it has remained at $1,000 since our first request.

Can you highlight an instance where your organization made a difference in the life of a Wells resident?

There is no particular instance that we can highlight. However, by obtaining landowner permission to use their land for a snowobile recreational trail, we are providing approved traisl for snowmobilers to ride on without fear of tresspassing.

I hereby certify that this application is complete and that all of the information in this application and supplementary materials is true and accurate and signed the same in my capacity as

James Roux, President

Name and Title

James Roux

Signature

11-27-23

Date

Town of Wells, Maine

The Town of Wells is accepting requests for municipal support from social service agencies serving Wells residents for the 2024/2025 budget cycle. This will cover the period from July 1, 2024 through June 30, 2025. **Please answer all questions and attach additional sheets if necessary. Submission deadline is December 4, 2023.** Submit the following electronic application packet to jsanborn@wellstown.org.

1. **One PDF file of this completed application**
2. **One copy of your 501(c)(3) IRS determination letter**
3. **One copy each of the agency's budget for the previous, current and next fiscal year**
4. **Copy of most recent audit or Form 990**

Agency Name: Southern Maine Veterans Memorial Cemetery Association

Mailing Address: 84 Stanley Road

Physical Address: 84 Stanley Road

Agency Contact: Angela Le Blanc

Phone Number: 207-490-4612 Email Address: seascapes333@gmail.com

Agency website: southernmaineveteranscemetery.org

Amount of financial support requested for FY 24-25: $1500.00

What percentage of your annual budget does this amount represent? N/A

Total number of individuals served by your organization (unduplicated): 2200

Total number of **Wells residents** served by each of the programs provided by your organization (unduplicated): 78 interments from Wells

Please describe your organization and the social services programming provided:

PLEASE SEE MISSION STATEMENT

What is the dollar value of services provided to Wells residents and how is that amount calculated?

BURIALS ARE FREE.

Are there fees charged for your services? If yes, please describe and include any accommodations that are made for those applicants unable to pay for services?

N.A.

Please list other municipalities that provide financial support and the amounts provided: *(Attach additional sheet if necessary)*

BIDDEFORD $2000 —
KENNEBUNK $1500 —
HOLLIS $500 —
SHAPLEIGH $1000 —

How will the funds from the Town of Wells be used, if granted?

SEE MISSION

If you have applied for funding from the Town of Wells in the past, is this request an increase or decrease? If yes, what is the reason for the change? If no, what has prompted your request?

SAME AMOUNT REQUESTED

Can you highlight an instance where your organization made a difference in the life of a Wells resident?

PROVIDES SAFE HAVEN IN HALLOWED GROUND

I hereby certify that this application is complete and that all of the information in this application and supplementary materials is true and accurate and signed the same in my capacity as

Angela LeBlanc - Development
Name and Title

Angela LeBlanc
Signature

11/27/23
Date

Town of Wells, Maine

The Town of Wells is accepting requests for municipal support from social service agencies serving Wells residents for the 2024/2025 budget cycle. This will cover the period from July 1, 2024 through June 30, 2025. **Please answer all questions and attach additional sheets if necessary. Submission deadline is December 4, 2023.** Submit the following electronic application packet to jsanborn@wellstown.org.

1. **One PDF file of this completed application**
2. **One copy of your 501(c)(3) IRS determination letter**
3. **One copy each of the agency's budget for the previous, current and next fiscal year**
4. **Copy of most recent audit or Form 990**

Agency Name: LifeFlight Foundation

Mailing Address: PO Box 859 Augusta ME 04332

Physical Address: 160 Capitol St Suite 5, Augusta, ME 04330

Agency Contact: Ashley MacMillan, Director of Annual Giving

Phone Number: 2073575508 Email Address: amacmillan@lifeflightmaine.org

Agency website: lifeflightmaine.org

Amount of financial support requested for FY 24-25: $2000

What percentage of your annual budget does this amount represent? .04%

Total number of individuals served by your organization (unduplicated): 37,000 since 1998, 2468 in last FY.

Total number of **Wells residents** served by each of the programs provided by your organization (unduplicated): 80 Wells residents have been cared for by LifeFlight since 1998, 8 in the last FY.

Please describe your organization and the social services programming provided:

LifeFlight of Maine is the state's primary provider of critical care air and ground transportation services. Critical care is provided directly to patients at emergency scene calls in support of local EMS, and also in partner with community hospitals. These services are provided to patients regardless of insurance status or ability to pay.

Local EMS and community partners call LifeFlight to swiftly provided ICU level care to a patient where and when they need it. Since 1998, more than 37,000 patients in Maine have been safely cared for and transported by LifeFlight, 80 of those have been Wells residents.
We staff 5 crews at our bases in Lewiston, Sanford, and Bangor using 3 helicopters, an airplane, ground ambulance, and rapid response vehicles. Together these teams care for Maine 24/7/365.

Of note, a few of LifeFlight's skilled aviation and medical crew (pilot flight paramedic) are residents of Wells.

What is the dollar value of services provided to Wells residents and how is that amount calculated?

LifeFlight's costs and charges are the lowest in New England and among the lowest in the country. The average charge for a LifeFlight transport is around $20,000. Other provider charges across New England and the northeast range from around $27,000 for non-profits providers to $60,000-$80,000 from for-profit air medical companies. Last year, an approximate value for services provided to Wells residents equals $160,000 (8 patients at $20,000 average transport)

Are there fees charged for your services? If yes, please describe and include any accommodations that are made for those applicants unable to pay for services?

LifeFlight's costs and charges are the lowest in New England and among the lowest in the country. The average charge for a LifeFlight transport is around $20,000. Other provider charges across New England and the northeast range from around $27,000 for non-profits providers to $60,000-$80,000 from for-profit air medical companies. LifeFlight participates with most major commercial insurance companies as well as Medicare and MaineCare, with the goal of avoiding any "surprise bill" to patients.

In FY2023 LifeFlight provided $1.7 million of care to patients without insurance or the means to cover the cost of care, as well as significant discounts for Medicare and MaineCare patients.

Please list other municipalities that provide financial support and the amounts provided: *(Attach additional sheet if necessary)*

Attached is a list of municipality support for FY23.

How will the funds from the Town of Wells be used, if granted?

Funds raised help maintain LifeFlight's state-of-the-art aircraft, ensure each transport is equipped with the most advanced medical equipment available, and help LifeFlight continue offering education opportunities for LifeFlight crew and EMS providers statewide to enhance their skill.

If you have applied for funding from the Town of Wells in the past, is this request an increase or decrease? If yes, what is the reason for the change? If no, what has prompted your request?

The $2,000 request is the same request as years prior. Each year in the Fall, LifeFlight reaches out to every community in the state to ask for support. The request includes a suggested donation based on population; a $1.00 per capita rate for towns that have up to 1,000 residents; a $0.50 per capita rate for those with up to 2,000 residents; and a $0.25 per capita rate for all others, with asks typically capped at $2,000. The average gift size in 2023 was $596, and some towns give generously beyond what they are asked.

Can you highlight an instance where your organization made a difference in the life of a Wells resident?

While we cannot disclose patient information, 8 residents of Wells were cared for by LifeFlight in the last year. Since 1998, more than 37,000 patients across every community in Maine were given the best chance on their worst day. Our patients and their families are truly the heart of LifeFlight. We often meet those whom we care for on the worst day of their life, and an important part of our healing and resilience is to share their stories. While we do not have a specific story to share from a Wells patient, please see the attached from one of our many other grateful patients.

I hereby certify that this application is complete and that all of the information in this application and supplementary materials is true and accurate and signed the same in my capacity as

Ashley MacMillan, Director of Annual Giving

Name and Title

Ashley MacMillan

Signature

Date

Section Nine

Warrant Articles

BUDGET LINE ITEM DETAIL

WARRANT ARTICLES	FY 2021 ACTUALS	FY 2022 ACTUALS	FY 2023 ACTUALS	FY 2024 REVISED	FY 2024 ACTUALS	DEPT HEAD PROPOSED	TOWN MANAGER PROPOSED	DOLLAR CHANGE	PCT CHANGE
RETIREMENT BENEFIT REIMB	$ -	$ -	$ -	$ 30,000	$ -	$ 30,000	$ 30,000	$ -	0.0%
EDUCATIONAL REIMB	$ 4,476	$ 7,380	$ 5,925	$ 10,000	$ 576	$ 10,000	$ 10,000	$ -	0.0%
LEGAL SERVICES FUND	$ -	$ -	$ -	$ 75,000	$ -	$ 75,000	$ 75,000	$ -	0.0%
SELF INSURANCE CLAIMS	$ -	$ 100,545	$ 20,840	$ 17,500	$ 2,135	$ 17,500	$ 17,500	$ -	0.0%
EMERGENCY FUEL AND UTILITIES	$ 10,357	$ -	$ -	$ 32,500	$ -	$ 32,500	$ 32,500	$ -	0.0%
EMERG FAC REP & ENERGY EFFICIE	$ 6,000	$ 24,413	$ 9,100	$ 52,500	$ 101,569	$ 52,500	$ 52,500	$ -	0.0%
SHORTFALL IN STATE REVENUE	$ -	$ -	$ -	$ 40,000	$ -	$ 40,000	$ 40,000	$ -	0.0%
HRA FUNDING	$ 25,122	$ 23,914	$ 21,051	$ 30,000	$ 7,897	$ 30,000	$ 30,000	$ -	0.0%
WINTER OPERATIONS	$ -	$ -	$ -	$ 200,000	$ -	$ 200,000	$ 200,000		
GENERAL ASSISTANCE	$ 11,167	$ 25,199	$ 15,382	$ 45,000	$ 7,121	$ 45,000	$ 45,000	$ -	0.0%
FACILITY MAINT & REPAIR (EKST)	$ 15,293	$ 8,535	$ -	$ 52,500	$ -	$ 52,500	$ 52,500	$ -	0.0%
INDEPENDENT STUDY	$ -	$ 27,125	$ -	$ -	$ -	$ -	$ -	$ -	0.0%
SUBTOTAL OPERATIONS	**$ 72,415**	**$ 217,111**	**$ 72,298**	**$ 585,000**	**$ 119,298**	**$ 585,000**	**$ 585,000**	**$ -**	**0.0%**
TOTAL WARRANT ARTICLES	**$ 72,415**	**$ 217,111**	**$ 72,298**	**$ 585,000**	**$ 119,298**	**$ 585,000**	**$ 585,000**	**$ -**	**0.0%**

POTENTIAL EMPLOYEE-RELATED EXPENSES:

Retirement Benefit Reimbursement - $30,000 to fund payment, when necessary, of accrued benefits to employees who are retiring or leaving Town Service; and

Educational Reimbursement Fund - $10,000 to fund educational course reimbursement in FY'25 for eligible union and non-union employees based on contract requirements and the Non-Union Educational Assistance Program guidelines.

POTENTIAL TOWN LIABILITIES:

Legal Services Fund - $75,000 to be used at the discretion of the Board of Selectmen, following a public hearing, to fund legal services for significant legal and/or legislative matters beyond the normal legal budget; and

Self-Insurance Claims Coverage - $17,500 to fund payment of the Town's deductible and other expenses associated with accepted claims made against the Town; and

Emergency Fuel and Utilities Account - $32,500 to be expended, following a public hearing by the Board of Selectmen, to cover potential shortfalls in the FY'25 fuel and utilities budgets due to the unpredictable markets for diesel, unleaded gasoline, propane and electricity; and

Emergency Facility Repair and Energy Efficiency Improvement Fund - $52,500 to be used at the discretion of the Board of Selectmen, following a public hearing, to pay for emergency repairs and energy efficiency improvements to town-owned facilities that are not contemplated in the FY'25 operating budget; and

Shortfall on State Revenue Projected to offset Town Budget Funding - $40,000 to be used in case at the discretion of the Board of Selectmen, following a public hearing, at the end of the fiscal year to balance any shortfall in State Revenue projected to be received that offset the budget for property tax purposes; and

Health Reimbursement Account Fund - $30,000 to fund payment of the Town's portion of employee's health insurance deductibles for employees covered by high deductible health insurance plans; and

Winter Operations Fund - $200,000 to be used at the discretion of the Board of Selectmen, following a public hearing, to cover potential shortfalls in the FY'25 hired equipment/operator-snow/ice and salt budget lines; and

Facility Maintenance and Repair Fund - $52,500 to be used at the discretion of the Board of Selectmen, following a public hearing, to pay for maintenance and repairs to town-owned facilities and property that are not contemplated in the FY'25 operating budget.

Section Ten

Enterprise Funds

ENTERPRISE BUDGET LINE ITEM SUMMARY									
SUMMARY FOR ALL ENTERPRISE	FY 2021 ACTUALS	FY 2022 ACTUALS	FY 2023 ACTUALS	FY 2024 REVISED	FY 2024 ACTUALS	DEPT HEAD PROPOSED	TOWN MANAGER PROPOSED	DOLLAR CHANGE	PCT CHANGE
REVENUES	$ 1,233,054	$ 1,533,515	$ 1,727,176	$ 1,469,400	$ 880,286	$ 2,486,300	$ 2,486,300	$ 1,016,900	69.2%
SALARY & BENEFITS	$ 1,076,901	$ 1,237,162	$ 1,311,073	$ 1,555,861	$ 857,372	$ 1,848,880	$ 1,848,880	$ 293,019	18.8%
OPERATIONS	$ 542,394	$ 494,008	$ 940,182	$ 706,100	$ 416,768	$ 822,024	$ 842,024	$ 135,924	19.2%
TOTALS	**$ 386,241**	**$ 197,655**	**$ 524,079**	**$ 792,561**	**$ 393,854**	**$ 184,604**	**$ 204,604**	**$ (587,957)**	**-74.2%**
BEACH	$ 619,364	$ 613,473	$ 730,972	$ 648,000	$ 433,359	$ 731,500	$ 731,500	$ 83,500	12.9%
CODE & PLANNING	$ 340,437	$ 404,785	$ 310,904	$ 301,400	$ 169,382	$ 1,067,400	$ 1,067,400	$ 766,000	254.1%
RECREATION	$ 273,253	$ 515,257	$ 685,301	$ 520,000	$ 277,545	$ 687,400	$ 687,400	$ 167,400	32.2%
SUBTOTAL REVENUES	**$ 1,233,054**	**$ 1,533,515**	**$ 1,727,176**	**$ 1,469,400**	**$ 880,286**	**$ 2,486,300**	**$ 2,486,300**	**$ 1,016,900**	**69.2%**
BEACH	$ 320,057	$ 347,881	$ 302,319	$ 396,750	$ 197,538	$ 409,393	$ 409,393	$ 12,643	3.2%
CODE & PLANNING	$ 628,656	$ 653,483	$ 687,832	$ 799,506	$ 441,325	$ 968,333	$ 968,333	$ 168,827	21.1%
RECREATION	$ 128,188	$ 235,798	$ 320,922	$ 359,605	$ 218,509	$ 471,154	$ 471,154	$ 111,549	31.0%
SUBTOTAL SALARY & BENEFITS	**$ 1,076,901**	**$ 1,237,162**	**$ 1,311,073**	**$ 1,555,861**	**$ 857,372**	**$ 1,848,880**	**$ 1,848,880**	**$ 293,019**	**18.8%**
BEACH	$ 342,755	$ 256,700	$ 401,152	$ 375,300	$ 208,031	$ 383,500	$ 383,500	$ 8,200	2.2%
CODE & PLANNING	$ 38,894	$ 43,604	$ 45,840	$ 52,300	$ 42,794	$ 159,474	$ 179,474	$ 127,174	243.2%
RECREATION	$ 160,745	$ 193,705	$ 493,190	$ 278,500	$ 165,943	$ 279,050	$ 279,050	$ 550	0.2%
SUBTOTAL OPERATIONS	**$ 542,394**	**$ 494,008**	**$ 940,182**	**$ 706,100**	**$ 416,768**	**$ 822,024**	**$ 842,024**	**$ 135,924**	**19.2%**

BUDGET LINE ITEM DETAIL

BEACH ENTERPRISE	FY 2021 ACTUALS	FY 2022 ACTUALS	FY 2023 ACTUALS	FY 2024 REVISED	FY 2024 ACTUALS	DEPT HEAD PROPOSED	TOWN MANAGER PROPOSED	DOLLAR CHANGE	PCT CHANGE
EASTERN SHORE	$ 143,100	$ 153,361	$ 188,146	$ 160,000	$ 169,114	$ 185,000	$ 185,000	$ 25,000	15.6%
JETTY LOT	$ 98,894	$ 93,960	$ 103,647	$ 85,000	$ 83,127	$ 100,000	$ 100,000	$ 15,000	17.6%
GROSS LOT	$ 61,357	$ 57,450	$ 86,430	$ 63,000	$ 75,255	$ 86,500	$ 86,500	$ 23,500	37.3%
MILE ROAD LOT	$ 42,778	$ 61,551	$ 79,088	$ 65,000	$ 66,739	$ 80,000	$ 80,000	$ 15,000	23.1%
CRESCENT BEACH LOT	$ 11,230	$ 10,429	$ 17,539	$ 15,000	$ 15,150	$ 20,000	$ 20,000	$ 5,000	33.3%
SEASONAL PASS REVENUE	$ 262,005	$ 236,723	$ 256,120	$ 260,000	$ 23,975	$ 260,000	$ 260,000	$ -	0.0%
SUBTOTAL REVENUES	**$ 619,364**	**$ 613,473**	**$ 730,972**	**$ 648,000**	**$ 433,359**	**$ 731,500**	**$ 731,500**	**$ 83,500**	**12.9%**
PARKING ENFORCMENT	$ 48,490	$ 70,458	$ 61,692	$ 68,250	$ 19,774	$ 68,300	$ 68,300	$ 50	0.1%
PART-TIME LIFEGUARD	$ 204,538	$ 219,921	$ 199,924	$ 253,000	$ 163,726	$ 265,000	$ 265,000	$ 12,000	4.7%
RESERVE/SEASONAL	$ 14,921	$ 4,864	$ 4,333	$ 10,000	$ -	$ 10,000	$ 10,000	$ -	0.0%
OVERTIME	$ 626	$ 555	$ 85	$ 2,000	$ -	$ 2,000	$ 2,000	$ -	0.0%
MAINTENANCE/TRASH	$ 15,074	$ 16,974	$ 10,593	$ 20,000	$ -	$ 20,000	$ 20,000	$ -	0.0%
ENVIRONMENTAL MAINTENANCE	$ 12,583	$ 10,386	$ 4,200	$ 15,000	$ -	$ 15,000	$ 15,000	$ -	0.0%
FICA	$ 23,824	$ 24,722	$ 21,492	$ 28,500	$ 14,038	$ 29,093	$ 29,093	$ 593	2.1%
SUBTOTAL SALARY & BENEFITS	**$ 320,057**	**$ 347,881**	**$ 302,319**	**$ 396,750**	**$ 197,538**	**$ 409,393**	**$ 409,393**	**$ 12,643**	**3.2%**
SEWER	$ 5,088	$ 4,873	$ 4,839	$ 5,200	$ 2,437	$ 5,200	$ 5,200	$ -	0.0%
PORTABLE TOLIETS	$ 12,420	$ 27,590	$ 36,498	$ 30,000	$ 28,900	$ 40,000	$ 40,000	$ 10,000	33.3%
ELECTRICITY	$ 4,805	$ 5,384	$ 7,137	$ 6,000	$ 4,736	$ 8,000	$ 8,000	$ 2,000	33.3%
WATER	$ 6,093	$ 6,869	$ 6,462	$ 7,500	$ 5,710	$ 7,500	$ 7,500	$ -	0.0%
TELEPHONE	$ 484	$ -	$ -	$ -	$ -	$ -	$ -	$ -	0.0%
CREDIT CARD FEES	$ 25,238	$ 28,653	$ 32,197	$ 36,000	$ 25,821	$ 36,000	$ 36,000	$ -	0.0%
METER RENTAL & SUPPLIES	$ 22,287	$ 9,084	$ 21,406	$ 27,000	$ 18,438	$ 15,000	$ 15,000	$ (12,000)	-44.4%
PIPING PLOVER PROJECT	$ 4,444	$ 1,614	$ 1,176	$ 2,000	$ -	$ 2,000	$ 2,000	$ -	0.0%
GENERAL - GUARD TRAINING	$ 7,786	$ 1,960	$ 8,833	$ 5,000	$ -	$ 10,000	$ 10,000	$ 5,000	100.0%
RESTROOM MAINTENANCE	$ 5,448	$ 3,240	$ 9,191	$ 6,000	$ 7,704	$ 10,000	$ 10,000	$ 4,000	66.7%
BEACH REPAIR & MAINTENANCE	$ 3,506	$ 3,586	$ 12,041	$ 5,000	$ 798	$ 5,000	$ 5,000	$ -	0.0%
PARKING LOT MAINTENANCE	$ 26,820	$ 13,106	$ 29,388	$ 15,000	$ 9,248	$ 25,000	$ 25,000	$ 10,000	66.7%
OTHER SERVICES AND CHARGES	$ 51,947	$ 23,397	$ 51,051	$ 30,000	$ 2,722	$ 30,000	$ 30,000	$ -	0.0%
WASTE REMOVAL	$ 72,512	$ 49,824	$ 77,907	$ 85,000	$ 57,310	$ 85,000	$ 85,000	$ -	0.0%
OTHER SERVICE & CHARGE - MAINT	$ -	$ 130	$ -	$ 500	$ -	$ 500	$ 500	$ -	0.0%
RESTROOM CLEANING - OUTSOURCED	$ 11,370	$ 25,158	$ 50,300	$ 30,000	$ 16,170	$ 32,000	$ 32,000	$ 2,000	6.7%
BEACH PARKING STUDY	$ 188	$ 188	$ -	$ -	$ -	$ -	$ -	$ -	0.0%
OPERATING SUPPLIES	$ 9,946	$ 5,475	$ 2,576	$ 6,500	$ 1,048	$ 6,000	$ 6,000	$ (500)	-7.7%
LIFEGUARD OPERATING SUPPLIES	$ 16,596	$ 13,891	$ 17,810	$ 20,000	$ (76)	$ 28,000	$ 28,000	$ 8,000	40.0%
FUEL FOR JETSKI	$ 3,553	$ 3,319	$ 2,673	$ 3,600	$ 5,477	$ 5,500	$ 5,500	$ 1,900	52.8%
RESTROOM OPERATING SUPPLIES	$ 598	$ 2,908	$ 6,466	$ 5,000	$ 4,460	$ 6,500	$ 6,500	$ 1,500	30.0%
RENTALS	$ 12,051	$ 12,051	$ 10,042	$ 13,000	$ 7,924	$ 13,000	$ 13,000	$ -	0.0%
BEACH MONITORING	$ 3,000	$ 2,000	$ 3,000	$ 3,000	$ 3,000	$ 3,000	$ 3,000	$ -	0.0%
OTHER CIP PROJECTS	$ -	$ -	$ -	$ 20,000	$ -	$ -	$ -	$ (20,000)	-100.0%
CIP FUNDS TRANSFER EXP	$ 25,000	$ -	$ -	$ -	$ -	$ -	$ -	$ -	0.0%
WORKERS COMPENSATION	$ 11,574	$ 12,402	$ 10,162	$ 14,000	$ 6,203	$ 10,300	$ 10,300	$ (3,700)	-26.4%
SUBTOTAL OPERATIONS	**$ 342,755**	**$ 256,700**	**$ 401,152**	**$ 375,300**	**$ 208,031**	**$ 383,500**	**$ 383,500**	**$ 8,200**	**2.2%**
TOTAL BEACH ENTERPRISE	**$ 43,447**	**$ (8,893)**	**$ (27,500)**	**$ 124,050**	**$ (27,790)**	**$ 61,393**	**$ 61,393**	**$ (62,657)**	**-50.5%**

BUDGET LINE ITEM DETAIL

CODE & PLANNING ENTERPRISE	FY 2021 ACTUALS	FY 2022 ACTUALS	FY 2023 ACTUALS	FY 2024 REVISED	FY 2024 ACTUALS	DEPT HEAD PROPOSED	TOWN MANAGER PROPOSED	DOLLAR CHANGE	PCT CHANGE
TOWN PLANNER'S TIME	$ -	$ 102	$ 2,228	$ 200	$ -	$ 5,000	$ 5,000	$ 4,800	2400.0%
APPEALS BOARD	$ 300	$ 200	$ 200	$ 500	$ 1,654	$ 1,400	$ 1,400	$ 900	180.0%
PLANNING BOARD APPLICATIONS	$ 14,174	$ 30,448	$ 15,439	$ 2,000	$ 9,778	$ 36,000	$ 36,000	$ 34,000	1700.0%
STAFF REVIEW FEES	$ 1,486	$ 1,867	$ 945	$ 1,500	$ 681	$ 3,000	$ 3,000	$ 1,500	100.0%
MISCELLANEOUS	$ 504	$ 665	$ 346	$ 700	$ 75	$ 500	$ 500	$ (200)	-28.6%
PLUMBING PERMITS	$ 51,140	$ 37,810	$ 36,900	$ 38,000	$ 20,658	$ 38,000	$ 38,000	$ -	0.0%
BUILDING PERMITS	$ 200,455	$ 274,679	$ 144,304	$ 200,000	$ 88,153	$ 750,000	$ 750,000	$ 550,000	275.0%
TOWN PLUMBING SURCHARGE	$ 4,970	$ 4,530	$ 3,880	$ 4,000	$ 2,260	$ 7,500	$ 7,500	$ 3,500	87.5%
STOPWORK ORDER	$ 12,300	$ 10,700	$ 56,260	$ 10,000	$ 13,250	$ 12,000	$ 12,000	$ 2,000	20.0%
BASE FEE	$ 42,982	$ 35,386	$ 46,907	$ 35,000	$ 26,955	$ 200,000	$ 200,000	$ 165,000	471.4%
RE-INSPECTIONS	$ 840	$ 850	$ 885	$ 500	$ 813	$ 2,000	$ 2,000	$ 1,500	300.0%
FLOOD PERMITS	$ 10,386	$ 7,248	$ 1,169	$ 8,000	$ 4,656	$ 10,000	$ 10,000	$ 2,000	25.0%
PLAN/CEO APPLICATION FEES	$ 900	$ 300	$ 1,440	$ 1,000	$ 450	$ 2,000	$ 2,000	$ 1,000	100.0%
SUBTOTAL REVENUES	**$ 340,437**	**$ 404,785**	**$ 310,904**	**$ 301,400**	**$ 169,382**	**$ 1,067,400**	**$ 1,067,400**	**$ 766,000**	**254.1%**
REGULAR	$ 409,707	$ 424,307	$ 450,511	$ 514,486	$ 287,550	$ 507,304	$ 507,304	$ (7,182)	-1.4%
ADMINISTRATIVE	$ -	$ -	$ -	$ -	$ -	$ 116,011	$ 116,011	$ 116,011	100.0%
RESERVE/SEASONAL	$ 5,120	$ 143	$ -	$ 3,500	$ -	$ 3,500	$ 3,500	$ -	0.0%
OVERTIME	$ -	$ 121	$ -	$ 500	$ 120	$ 500	$ 500	$ -	0.0%
PLANNING ASSISTANT	$ 55,058	$ 59,844	$ 63,337	$ 62,842	$ 39,942	$ 89,182	$ 89,182	$ 26,340	41.9%
FICA	$ 34,001	$ 35,077	$ 37,004	$ 41,957	$ 23,589	$ 50,423	$ 50,423	$ 8,466	20.2%
MSRS + ICMA	$ 29,286	$ 32,855	$ 33,731	$ 42,613	$ 21,384	$ 59,459	$ 59,459	$ 16,846	39.5%
HEALTH INSURANCE	$ 95,484	$ 101,136	$ 103,248	$ 133,608	$ 68,739	$ 141,954	$ 141,954	$ 8,346	6.2%
SUBTOTAL SALARY & BENEFITS	**$ 628,656**	**$ 653,483**	**$ 687,832**	**$ 799,506**	**$ 441,325**	**$ 968,333**	**$ 968,333**	**$ 168,827**	**21.1%**
TELEPHONE	$ 3,822	$ 2,843	$ 2,993	$ 3,700	$ 1,690	$ 5,000	$ 5,000	$ 1,300	35.1%
GENERAL - TRAINING	$ 279	$ 1,985	$ 2,928	$ 3,500	$ 1,834	$ 5,600	$ 5,600	$ 2,100	60.0%
POSTAGE	$ -	$ -	$ -	$ -	$ -	$ 2,200	$ 2,200	$ 2,200	100.0%
BUILDING	$ -	$ -	$ -	$ -	$ -	$ 30,000	$ 30,000	$ 30,000	100.0%
AGREEMENTS/CONTRACTS	$ -	$ -	$ -	$ -	$ 75	$ 4,550	$ 4,550	$ 4,550	100.0%
COMP/SOFTWARE	$ 21	$ -	$ -	$ 200	$ -	$ 13,000	$ 13,000	$ 12,800	6400.0%
PRINTING & BINDING	$ 5,449	$ 8,071	$ 7,517	$ 7,000	$ 3,223	$ 11,500	$ 11,500	$ 4,500	64.3%
TRANSPORTATION	$ 1,502	$ 3,229	$ 2,655	$ 2,700	$ 1,305	$ 7,500	$ 7,500	$ 4,800	177.8%
DUES - SMPDC	$ 22,160	$ 22,160	$ 22,375	$ 28,000	$ 27,596	$ 7,824	$ 7,824	$ (20,176)	-72.1%
LEGAL SERVICES	$ -	$ -	$ -	$ -	$ -	$ 50,000	$ 50,000	$ 50,000	100.0%
OTHER SERVICES AND CHARGES	$ 1,766	$ 1,082	$ 1,297	$ 2,300	$ 1,481	$ 2,800	$ 2,800	$ 500	21.7%
OFFICE SUPPLIES	$ 3,293	$ 4,234	$ 5,290	$ 3,700	$ 1,183	$ 6,000	$ 6,000	$ 2,300	62.2%
MATERIALS	$ 602	$ -	$ 783	$ 1,200	$ 4,408	$ 3,200	$ 3,200	$ 2,000	166.7%
CIP - TECHNOLOGY	$ -	$ -	$ -	$ -	$ -	$ -	$ 20,000	$ 20,000	100.0%
WORKERS COMPENSATION	$ -	$ -	$ -	$ -	$ -	$ 10,300	$ 10,300	$ 10,300	100.0%
SUBTOTAL OPERATIONS	**$ 38,894**	**$ 43,604**	**$ 45,840**	**$ 52,300**	**$ 42,794**	**$ 159,474**	**$ 179,474**	**$ 127,174**	**243.2%**
TOTAL CODE & PLANNING ENTERPRISE	**$ 327,113**	**$ 292,302**	**$ 422,768**	**$ 550,406**	**$ 314,737**	**$ 60,407**	**$ 80,407**	**$ (469,999)**	**-85.4%**

FY 2025 CIP Request

Department:	Code Enforcement Office
Project/Item Name:	1710 House
Total Project Cost:	$20,000.00
Project Funding Source:	taxation
Annual Operating Costs:	
Annual Maintenance Costs:	
Estimated Life:	
Departmental Priority:	

Request Classification (Please place an X after Classification Description):

Building/Build Improvement	x	Conservation	
Vehicles		Technology	
Infrastructure		Equipment	
Other			

Description of Project/Item:
This is for the on-going maintenance to the 1710 house to include staining and replacing all rotting clapboard on the exterior of the building and address window disrepair and any rotting/structural issues under and around the sills.

Project Justification and Implementation Strategy:
Infrastructure and site projects should be laid out and planned accordingly to address current failures and future needs.

Other Information:
Maintenance has not been done at the 1710 house in the past 3-4 years other than a new roof. Deterioration is becoming evident.

IMPLMENTATION SCHEDULE (Fiscal Years)						
	Department Head Request			Town Manager Recommendation		
Amount of Check Needed in FY 2025:						
Amount to be Added to Reserve in FY 2025:	20,000.			0.00		
Department Head Future Fiscal Year Planning	2026	2027	2028	2029	2030	Future
Amount of Check Needed per Year:	20,000.					
Amount to be Added to Reserve per Year:						

166



169



FY 2025 CIP Request

Department:	Code Enforcement Office
Project/Item Name:	3rd Floor egress
Total Project Cost:	25,000
Project Funding Source:	Taxation
Annual Operating Costs:	
Annual Maintenance Costs:	
Estimated Life:	
Departmental Priority:	

Request Classification (Please place an X after Classification Description):

Building/Build Improvement	x	Conservation	
Vehicles		Technology	
Infrastructure		Equipment	
Other			

Description of Project/Item: Engineering for the 3rd floor egress stairs for repair.

Project Justification and Implementation Strategy: In 2023 the Town went out to bid on a steel egress stairwell to include sending it to specific vendors in the region. No bids were submitted. It has been suggested that we take the stairs we have and take care of the structural integrity issues and address the neglect to bring the stairs into compliance.

Other Information: see photos.

IMPLMENTATION SCHEDULE (Fiscal Years)						
	Department Head Request			Town Manager Recommendation		
Amount of Check Needed in FY 2025:	25,000			25,000		
Amount to be Added to Reserve in FY 2025:						
Department Head Future Fiscal Year Planning	2026	2027	2028	2029	2030	Future
Amount of Check Needed per Year:	25,000					
Amount to be Added to Reserve per Year:						







FY 2025 CIP Request

Department:	Assessing, Planning, Code
Project/Item Name:	GIS Updates and Maintenance
Total Project Cost:	$60,000
Project Funding Source:	Reserve fund
Annual Operating Costs:	
Annual Maintenance Costs:	
Estimated Life:	3 years - Ongoing
Departmental Priority:	High

Request Classification (Please place an X after Classification Description):

Building/Build Improvement		Conservation	
Vehicles		Technology	X
Infrastructure		Equipment	
Other			

Description of Project/Item:
This has been an ongoing CIP project/fund since the late 2000's. The project is to maintain and improve the GIS mapping and tax map information. Every 3 to 5 years the State GIS Office helps Towns to acquire regional updated aerial imagery by a regional contract with a provider. The items projected for the next 3 years are new imagery, updated lidar topography, updated building footprints and associated georeferencing updates to state plane coordinates. Updates by the Town's GIS provider (CAI) are also planned for more advance search modules.

Project Justification and Implementation Strategy:
New aerials (2022) have been acquired, the next period for an update would be in 3 years. Current topography is from 2012 and needs to be updated. Building footprint were created in 2016. The Assessing, Planning and Code Office utilize the GIS Mapping consistently for many purposes every day. The general public and real estate sectors also consistently use this information.

Other Information:

IMPLMENTATION SCHEDULE (Fiscal Years)						
	Department Head Request			Town Manager Recommendation		
Amount of Check Needed in FY 2025:	20,000			20,000		
Amount to be Added to Reserve in FY 2025:	20,000			20,000		
Department Head Future Fiscal Year Planning	2026	2027	2028	2029	2030	Future
Amount of Check Needed per Year:						
Amount to be Added to Reserve per Year:	20,000	20,000	20,000			

BUDGET LINE ITEM DETAIL

RECREATION ENTERPRISE	FY 2021 ACTUALS	FY 2022 ACTUALS	FY 2023 ACTUALS	FY 2024 REVISED	FY 2024 ACTUALS	DEPT HEAD PROPOSED	TOWN MANAGER PROPOSED	DOLLAR CHANGE	PCT CHANGE
SUMMER PROGRAM REV	$ 115,699	$ 253,686	$ 296,030	$ 240,000	$ 95,208	$ 300,000	$ 300,000	$ 60,000	25.0%
FALL PROGRAM REV	$ 7,230	$ 10,487	$ 19,325	$ 17,000	$ 18,511	$ 18,400	$ 18,400	$ 1,400	8.2%
WINTER PROGRAM REV	$ 13,499	$ 33,729	$ 63,998	$ 45,000	$ 37,228	$ 55,000	$ 55,000	$ 10,000	22.2%
SPRING PROGRAM REV	$ 15,626	$ 12,788	$ 16,926	$ 20,000	$ 1,994	$ 20,000	$ 20,000	$ -	0.0%
REC COMMISSION REVENUE	$ 10,806	$ 22,153	$ 36,045	$ 20,000	$ 24,000	$ 38,000	$ 38,000	$ 18,000	90.0%
TENNIS REVENUE	$ 3,003	$ 1,350	$ -	$ -	$ 200	$ -	$ -	$ -	0.0%
PLAYGROUND REVENUE	$ -	$ 10,122	$ 12,109	$ 3,000	$ -	$ -	$ -	$ -	0.0%
WRESTLING REVENUE	$ -	$ 6,555	$ 4,917	$ 10,000	$ 907	$ 6,000	$ 6,000	$ (4,000)	-40.0%
BEFORE/AFTER PROGRAM REVENUE	$ 107,389	$ 164,388	$ 235,951	$ 165,000	$ 99,498	$ 250,000	$ 250,000	$ 85,000	51.5%
SUBTOTAL REVENUES	**$ 273,253**	**$ 515,257**	**$ 685,301**	**$ 520,000**	**$ 277,545**	**$ 687,400**	**$ 687,400**	**$ 167,400**	**32.2%**
REGULAR	$ 27,578	$ 30,472	$ 39,885	$ 51,194	$ 31,340	$ 53,755	$ 53,755	$ 2,561	5.0%
PART-TIME	$ -	$ -	$ -	$ -	$ -	$ 37,800	$ 37,800	$ 37,800	100.0%
ADMINISTRATIVE	$ 4,223	$ 4,734	$ 8,449	$ 11,660	$ 7,278	$ 14,372	$ 14,372	$ 2,712	23.3%
RESERVE/SEASONAL	$ 36,110	$ 118,396	$ 159,737	$ 150,000	$ 105,991	$ 175,000	$ 175,000	$ 25,000	16.7%
OVERTIME	$ -	$ -	$ 390	$ 3,000	$ -	$ 3,000	$ 3,000	$ -	0.0%
MAINTENANCE	$ -	$ -	$ 2,862	$ 5,155	$ 3,214	$ 5,414	$ 5,414	$ 259	5.0%
BEFORE/AFTER CARE	$ 39,815	$ 53,707	$ 68,313	$ 92,000	$ 39,428	$ 105,000	$ 105,000	$ 13,000	14.1%
FICA	$ 7,988	$ 15,508	$ 20,865	$ 22,966	$ 13,924	$ 28,766	$ 28,766	$ 5,800	25.3%
MSRS + ICMA	$ 2,317	$ 2,910	$ 6,753	$ 5,737	$ 5,221	$ 9,839	$ 9,839	$ 4,102	71.5%
HEALTH INSURANCE	$ 10,158	$ 10,070	$ 13,669	$ 17,893	$ 12,113	$ 38,208	$ 38,208	$ 20,315	113.5%
SUBTOTAL SALARY & BENEFITS	**$ 128,188**	**$ 235,798**	**$ 320,922**	**$ 359,605**	**$ 218,509**	**$ 471,154**	**$ 471,154**	**$ 111,549**	**31.0%**
REC CREDIT CARD FEES	$ 7,722	$ 15,860	$ 21,884	$ 18,000	$ 13,320	$ 25,000	$ 25,000	$ 7,000	38.9%
TRANSPORTATION	$ 1,625	$ 4,027	$ 4,996	$ 5,000	$ 1,963	$ 5,000	$ 5,000	$ -	0.0%
SUMMER PROGRAM EXPENSE	$ 24,215	$ 56,132	$ 58,406	$ 65,000	$ 65,527	$ 70,000	$ 70,000	$ 5,000	7.7%
FALL PROGRAM EXPENSE	$ 5,930	$ 3,770	$ 10,467	$ 8,000	$ 7,982	$ 11,000	$ 11,000	$ 3,000	37.5%
WINTER PROGRAM EXPENSE	$ 15,147	$ 19,346	$ 18,737	$ 25,000	$ 32,010	$ 30,000	$ 30,000	$ 5,000	20.0%
SPRING PROGRAM EXPENSE	$ 8,582	$ 6,173	$ 12,713	$ 10,000	$ 852	$ 15,000	$ 15,000	$ 5,000	50.0%
WRESTLING EXPENSE	$ -	$ 5,053	$ 10,669	$ 10,000	$ 2,150	$ 6,000	$ 6,000	$ (4,000)	-40.0%
REC COMMISSION EXP	$ 6,785	$ 9,197	$ 15,307	$ 40,000	$ 15,540	$ 15,000	$ 15,000	$ (25,000)	-62.5%
TENNIS EXPENSE	$ 410	$ -	$ -	$ -	$ -	$ -	$ -	$ -	0.0%
PLAYGROUND EXP	$ 3,986	$ 8,305	$ -	$ 45,000	$ -	$ -	$ -	$ -	0.0%
BEFORE/AFTER PROGRAM EXPENSE	$ 11,132	$ 11,819	$ 11,526	$ 15,000	$ 5,410	$ 20,000	$ 20,000	$ 5,000	33.3%
DEBT REPAYMENT TO TOWN	$ 50,000	$ 25,000	$ -	$ -	$ -	$ -	$ -	$ -	0.0%
CIP- BUILDING & BUILDING IMPRV	$ -	$ -	$ -	$ -	$ 8,307	$ 42,500	$ 42,500	$ 42,500	100.0%
CIP - VEHICLES	$ -	$ -	$ 125,203	$ -	$ -	$ -	$ -	$ -	0.0%
CIP - EQUIPMENT	$ -	$ -	$ 134,000	$ -	$ 5,542	$ 29,250	$ 29,250	$ 29,250	100.0%
CIP - INFRASTRUCTURE	$ -	$ -	$ -	$ 30,000	$ 1,775	$ -	$ -	$ (30,000)	-100.0%
REC ENTER CIP FUNDS TRANSFER	$ -	$ -	$ 61,661	$ -	$ -	$ -	$ -	$ -	0.0%
DEPRECIATION EXPENSE	$ 16,849	$ 19,722	$ -	$ -	$ -	$ -	$ -	$ -	0.0%
WORKERS COMPENSATION	$ 8,361	$ 9,301	$ 7,622	$ 7,500	$ 5,565	$ 10,300	$ 10,300	$ 2,800	37.3%
SUBTOTAL OPERATIONS	**$ 160,745**	**$ 193,705**	**$ 493,190**	**$ 278,500**	**$ 165,943**	**$ 279,050**	**$ 279,050**	**$ 550**	**0.2%**
TOTAL RECREATION ENTERPRISE	**$ 15,680**	**$ (85,754)**	**$ 128,811**	**$ 118,105**	**$ 106,908**	**$ 62,804**	**$ 62,804**	**$ (55,301)**	**-46.8%**

Section Eleven

Special Reserve Funds

	A	B	C	D	E	F	G	H	I	J
1	**Special Revenue Funds by Fund Number**									
2	**Special revenue funds are established to account for the proceeds of specific revenue sources (other**									
3	**than expendable trusts or for major capital projects) that are legally restricted to expenditures for specific purposes.**									
4										
5		Type	Account #	Bal 6/30/20	Bal 6/30/21	Bal 6/30/22	6/30/2023	1/30/2024	Notes	
6	Drug Seizure (0002) – This fund is used to account for transactions related to drug related education as specified by the state government.	Restricted	0002	10,182	10,188	10,189	10,360	10,505		
7	Drug Forfeiture (0008) – This fund is used to account for transactions related to drug related education as specified by the federal government.	Restricted	0008	17,413	14,723	17,424	17,718	17,965		
8	Moorings & Floats (0012) – This fund is used to account for transactions related to the rental and maintenance of the moorings and floats.	Special	0012	336,783	482,927	546,726	673,744	520,798		
9	Town Clerk Animal Control (0201) - Used to account for transactions related to animal registration licenses. A portion of these funds are remitted to the State and a portion is retained in the Town per State regulations to pay for local animal shelter requirements.	Restricted	0201	66,224	71,669	90,851	102,366	83,082		
10	Shellfish Control (0210) - Used to account for transactions related to shellfish licenses issued by the Town Clerk. A portion of these funds are remitted to the State and a portion is retained in the Town per State regulations to pay for local shellfish needs.	Restricted	0210	36,010	31,606	28,722	26,925	30,820	Shellfish Committee funds	
11	TC MOSES - State (0215) - Used to account for transactions related to State of Maine inland fisheries transactions. State fees for hunt/fish, boat registations, etc.	Restricted	0215	0	0	0	819	6,010		
12	State Plumbing Permits (0415) – Pass through account for State portion of Plumbing Permits	Restricted	0415	0	0	0	-535	1,683		
13	Admin State Auto Reg (0435) – Pass through account for State portion of vehicle registrations, i.e. Sales tax, Title and Plates.	Restricted	0435	0	0	0	0	76,575		
14	Fuel Donations (0475) - To account for transactions related to donations made by Wells citizens and businesses to assist town residents with heating fuel needs. This is in addition to the State General Assistance Program but we can not be reimbursed for these expenditures by the State.	Restricted	0475	40,103	47,448	46,952	65,720	62,843		

	A	B	C	D	E	F	G	H	I	J
1	**Special Revenue Funds by Fund Number**									
2	**Special revenue funds are established to account for the proceeds of specific revenue sources (other**									
3	**than expendable trusts or for major capital projects) that are legally restricted to expenditures for specific purposes.**									
4										
5		**Type**	**Account #**	**Bal 6/30/20**	**Bal 6/30/21**	**Bal 6/30/22**	**6/30/2023**	**1/30/2024**	**Notes**	
15	We Are Wells (0476) Created in FY 2021 by the Board of Selectmen to be used to help individual needing help resulting from Covid-19 issues. Funds pay for vouchers for Hannaford, vouchers for IGA, vouchers for any store that we do now. It will also help us do energy purchase for them and other things that our GA administrator and the York county community action program who are teamed up to help. Saint Mary's food pantry program will also be teamed up to help and we will be reaching out to them to help with their operations.	Restricted	0476	0	17,645	33,954	24,702	22,275		
16	Recreation Tennis (0510) - Established in FY 23 to hold the funding for the future replacement fo the tennis courts at the Walter Marsh Recreation Center.	Special	0510	0	0	0	100,000	236,983		
17	Recreation Playground (0520) - Established in FY 23 to hold the funds for a playground at the Wells Activity Center.	Special	0520	0	0	0	0	0		
18	Wells Activity Center (0522) - Used to account for transactions related to all the special functions held at the Wells Activity Center.	Special	0522	21,262	20,492	10,038	-1,177	963		
19	Recreation Equipment Replacement (0527) - Used to account for funding for equipment puchases for the Parks and Recreation Department.	Special	0527	0	0	0	0	0	Start to use again in FY 25.	
20	Public Works Equip Res (0701) - This fund is used to account for transactions relating to the vehicle and equipment replacement schedule for public works and the transfer station.	Capital	0701	378,571	74,441	407,116	545,212	1,203,712		

	A	B	C	D	E	F	G	H	I	J
1	**Special Revenue Funds by Fund Number**									
2	**Special revenue funds are established to account for the proceeds of specific revenue sources (other**									
3	**than expendable trusts or for major capital projects) that are legally restricted to expenditures for specific purposes.**									
4										
5		**Type**	**Account #**	**Bal 6/30/20**	**Bal 6/30/21**	**Bal 6/30/22**	**6/30/2023**	**1/30/2024**	**Notes**	
21	Fire Truck Reserve (0703) - This fund is used to account for transactions relating to the vehicle and equipment replacement schedule for the fire department.	Capital	0703	673,725	282,825	407,825	277,325	344,207		
22	Conservation Landbank Reserve (0705) – This fund is used to account for transactions related to the purchase of land for conservation and open space.	Special	0705	283,303	41,739	243,779	422,249	588,245		
23	Infrastructure Reserve (0708) – This fund is used to account for transactions related to replacement of seawalls, bridges and major infrastructure needs. It is also used for the Town's match for FEMA grants.	Special	0708	856,782	938,081	832,249	1,323,074	1,743,471		
24	Inland Golf (0713) – To account for fees related to the Old Marsh Golf Course and residential community located on Route 9B. Created by specail Town Meeting to be used to fund projects related to growth.	Special	0713	204,614	519,614	367,305	273,947	223,947	Currently have $80,000 of fund balance remaining to spend on FY 2022 MUNIS upgrades.	
25	Ambulance (0715) – This fund is used to account for transactions related to ambulance replacement in conjunction with the Wells Emergency Services.	Special	0715	80,176	160,176	240,176	27,124	25,472		
26	Pavings/Bridges/Culverts (0723) - This fund is used for transactions related to repair and replacement of roads, bridges, and culverts.	Capital	0723	210,330	269,352	326,987	621,932	732,210		

	A	B	C	D	E	F	G	H	I	J
1	**Special Revenue Funds by Fund Number**									
2	**Special revenue funds are established to account for the proceeds of specific revenue sources (other**									
3	**than expendable trusts or for major capital projects) that are legally restricted to expenditures for specific purposes.**									
4										
5		**Type**	**Account #**	**Bal 6/30/20**	**Bal 6/30/21**	**Bal 6/30/22**	**6/30/2023**	**1/30/2024**	**Notes**	
27	Library Beautification Fund (0731) - Approved at the FY2006 Town Meeting to improve landscaping and signage.	Special	0731	20,000	20,000	16,900	16,900	16,900	In FY 25 Rename and claissify to use toward CCTV Purchase and Replacement Fund. To track funding for townwide security camera purchases and repairs.	
28	Rec Site Plan (0732) - Approved at FY 2007 Town Meeting to develop a site plan for the Recreation Department as part of its long range strategic plan.	Special	0732	5,000	5,000	5,000	5,000	0	Used in FY 24 for Rec Park Reaseal & Lining Project.	
29	FD Misc Op Equip Res. (0734) - used to hold funding for the purchase of FD equipment.	Capital	0734	224,431	115,748	65,447	13,011	83,659		
30	WEMS Major Medical Devices (0735) - Used to hold the funding for the future purchase of medical devices such as defibs, stretchers, etc.	Capital	0735	33,804	31,486	6,486	12,009	52,896		
31	TC Voting Machines (0736) - This fund is used to account for transactions related to lease/purchase of machines to according to State and Federal guidelines.	Capital	0736	34,014	23,273	16,613	14,613	33,613		
32	PD Donations (0738) - Used to record funds received as donations to the police department. Funds are used for purchases as specified by the donor.	Special	0738	2,650	3,426	3,426	3,426	3,426	Close in FY 25, use toward PD & Dispatch Software	

	A	B	C	D	E	F	G	H	I	J
1	**Special Revenue Funds by Fund Number**									
2	**Special revenue funds are established to account for the proceeds of specific revenue sources (other**									
3	**than expendable trusts or for major capital projects) that are legally restricted to expenditures for specific purposes.**									
4										
5		Type	Account #	Bal 6/30/20	Bal 6/30/21	Bal 6/30/22	6/30/2023	1/30/2024	Notes	
33	Town Wide Misc (0739) – Approved at FY 11 Town Meeting for unknown daily maintenance throughout the Town.	Special	0739	171,923	167,010	89,461	23,329	84,411	Being used for the Comp Plan and Wayfinder Projects. Comp Plan Balance is $46,910.69 Wayfinder Balance is $37,500	
34	Work Station and IT Network (0740) – Used for the rotating three year program to refresh/update Town computers and account for IT Network projects to keep Town IT structure functioning.	Special	0740	304,903	298,399	253,058	197,654	184,055		
35	PD Recorder/Misc Oper Equip(0742) – Used to record the emergency and business phones in Dispatch and the Police, Fire and EMS radio traffic. Also includes tower project and other equipment purchases.	Special	0742	612,330	486,483	139,973	70,570	67,986	Close in FY 25 and use toward Police & Dispatch Software	
36	Asessor Revaluation (0744) - Used to record funding for revaluations.	Special	0744	40,000	80,000	280,000	216,689	75,822	Currently being spent	
37	Harbor Dredge/Beach Sand Restoration (0805) – This fund is used to account for transactions related to harbor dredge projects and to receipt the portion of parking lot sales for future beach sand restoration efforts.	Special	0805	90,000	105,859	98,721	91,682	524,002	In FY 23 Fund 0804 was merged to 0805.	
38	Drakes Island Dune Restoration (0806) - Established in FY 24 to track funds received for the future dune restoration project that is needed on Drakes Island.	Special	0806	0	0	0	0	5,000		
39	Traffic Study (0814) – This fund is used to account for transactions related to the traffic impact study.	Special	0814	21,925	21,925	21,925	23,129	-18,099	Waiting for MEDot's share of Rt 1 Study	

	A	B	C	D	E	F	G	H	I	J
1	**Special Revenue Funds by Fund Number**									
2	**Special revenue funds are established to account for the proceeds of specific revenue sources (other**									
3	**than expendable trusts or for major capital projects) that are legally restricted to expenditures for specific purposes.**									
4										
5		Type	Account #	Bal 6/30/20	Bal 6/30/21	Bal 6/30/22	6/30/2023	1/30/2024	Notes	
40	Building Improvements (0817) – This fund is used to account for transactions related to repairs and maintenance on Town buildings.	Special	0817	101,364	186,364	173,364	123,076	111,318	Using in FY 24 for Town Hall Site Plan & Drainage Project Design $70,000	
41	PW - Facility Needs Study (0818) - This fund was created in FY 23 to set aside money to conduct a study on the current and future needs for the Public Works Facility	Special	0818	0	0	0	11,000	22,000	Upgrade to be a towwide facilities needs study in FY 25.	
42	Revolving Vehicle Loan (0827) – This fund is used to account for transactions related to the purchase and refunding for new vehicles.	Special	0827	59,430	49,728	43,430	37,183	2,892	Close in FY 25, USE TOWARD FIRE TRUCK RESERVE	
43	Tech Comm/Mapping (0830) – This fund is used to account for transactions related to computer mapping project as part of the GIS master plan.	Special	0830	52,634	40,089	23,557	12,807	32,213		
44	Fire Substation Sprinkler (0844) - Created in FY 22 during the CIP process. To account for funding for future installation of a sprinkler system at the Fire Substation.	Special	0844	0	0	10,000	174,701	168,909	Close in FY 25 and use toward Townwide Facilities Needs Study.	
45	PD/Dispatch Software (0845) Created in FY 23 to account for funds for the future upgrade of PD/Dispatch software.	Special	0845	0	0	0	50,000	100,000		
46	Library (0851) – This fund is used to account for transactions related to the library building expansion.	Special	0851	65,491	62,766	46,796	14,745	14,745		
47	Library Donations (0853) – This fund is used to account for transactions relating to the library.	Special	0853	10,045	17,823	11,586	15,973	15,763		
48	School House 9 (0903) – This fund is used to account for transactions related to the upkeep of the school house.	Special	0903	20,293	20,293	20,293	35,293	34,602		

	A	B	C	D	E	F	G	H	I	J
1	**Special Revenue Funds by Fund Number**									
2	**Special revenue funds are established to account for the proceeds of specific revenue sources (other**									
3	**than expendable trusts or for major capital projects) that are legally restricted to expenditures for specific purposes.**									
4										
5		Type	Account #	Bal 6/30/20	Bal 6/30/21	Bal 6/30/22	6/30/2023	1/30/2024	Notes	
49	Preservation (0906) - Originally approved at the FY 2005 Town Meeting with an addition in FY 06 for restoration work in conjunction the Town Historic Preservation Commission at the 1710 Cape (located adjacent to the Town Hall). The Town acquired the house in 1999. Renamed in FY 19 to Preservation to account for preservation transactions for Town owned properties.	Special	0906	30,323	26,626	36,626	19,124	39,124		
50	Harbor Park General (0907) – This fund is used to account for transactions related to improvements and repairs at the harbor park. Also used for rentals of gazebo and pavillion.	Special	0907	54,018	61,282	66,312	68,035	66,693		
51	Wells Police Association (0925) – PD Union Fund. This fund is used to account for transactions related to employee to employee concerns.	Restricted	0925	2,883	1,561	1,053	2,033	1,933		
52	Wellness Works (0942) – Grants related to activities of the Town's wellness committee.	Restricted	0942	534	50	50	0	-898		
53	Recreation Copier (0943) - Created in FY 23 to account for transactions relating to copier and printer purchases at the Recreation department.	Special	0943	0	0	0	1,005	1,005	Close in FY 25 and use toward Rec Tractor Replacement	
54	Maine Coastal Program Grant (0948) - This fund was established to account for matching grant funds used for coastal grant projects.	Special	0948	10,023	4,766	4,766	4,766	4,766		
55	Harbor Grants (0951) - Created FY 15 to account for various grants that the Harbor Master is awarded	Special	0951	-12,405	-12,405	15,583	861	-721		
56	FLAP Grant - Harbor Rd (0953) - Created FY 19 to account for transactions related to the grant application for the Harbor Rd Project.	Restricted	0953	-17,647	-89,662	-384,902	-384,902	-320,235		
57	National Opioid Settlement (0954) - Created in FY 23 to account for transactions related to the Town's share of a national settlement to bolster opioid abatement work in the Town.	Restricted	0954	0	0	0	20,547	24,536		
58	Fed 21.027 ARPA Award Funding (2000) - Created in FY 23 to account for transactions related to the federal funding for the Town's ARPA Award.	Restricted	2000	0	0	1,120,620	1,042,539	1,020,467		
59	**GRAND TOTALS**			**5,153,445**	**4,710,815**	**5,796,431**	**6,448,303**	**8,384,550**		

	A	B	C	D	E	F	G	H	I	J
1	**Special Revenue Funds by Fund Number**									
2	**Special revenue funds are established to account for the proceeds of specific revenue sources (other**									
3	**than expendable trusts or for major capital projects) that are legally restricted to expenditures for specific purposes.**									
4										
5		Type	Account #	Bal 6/30/20	Bal 6/30/21	Bal 6/30/22	6/30/2023	1/30/2024	Notes	
60										
61	2021 Infrastructure Bond (0724) - Used to manage bond funds for 2021 approved infrastructure bond. Projects in this bond are Pineledge/Robinson Rd Drainage, Webhannet North Seawall, Webhannet South Seawall	Bond	0724	0	4,390,120	3,582,167	3,568,398	3,645,813		
62	Public Safety Facility (0840) - Bond funding for the Public Safety Facility Project.	Bond	0840	1,494,303	104,154	99,089	72,883	74,544	Propose to use remaining funds to do Public Safety Additional Parking Lot Project. Reallocate remaining $80,000 currently in Parking Lot Project to FD Substation Sprinkler Project. Remaining bond funds need to be used in the next year.	
63	2023 Infrastructure Bond (0880) - Bond approval was obtained in June 2022 to get a $2.25M. Bond has to be secured. Bond will be used for Bragdon Rd Culvert/Charles West Bridge Replacement, Newhall Bridge Replacement, Coles Hill Bridge Replacement	Bond	0880	0	0	-15,494	2,011,239	504,514		
64	**BOND TOTALS**			**1,494,303**	**4,494,274**	**3,681,256**	**3,641,281**	**3,720,357**		